



Memorandum

Memorandum No: 23-084

Date: August 4, 2023

To: Honorable Mayor, Vice Mayor, and Commissioners

From: Greg Chavarria, City Manager 
Greg Chavarria (Aug 15, 2023 01:39 EDT)

Re: 2023 Mobility Advancement Program Project Application Rankings and Recommendations for Broward County Surtax Municipal Capital Projects

On March 8, 2023, the City Commission adopted Resolution No. 23-51 endorsing New Municipal Capital Projects as a part of the 2023 Mobility Advancement Program Projects for Broward County Surtax Funding. Each municipality was allowed to submit up to three project applications and based on the program criteria, each application must either create a new roadway, expand a roadway or intersection, or implement traffic calming measures.

The City of Fort Lauderdale submitted the following applications:

1. NE 26th Street Complete Streets Project
2. SW 14th Avenue and Middle Street Project and
3. SW 19th Avenue and SW 20th Street New Road Construction.

In early July, the Broward Metropolitan Planning Organization (MPO) notified City staff that two of the three projects are being recommended for funding. **The NE 26th Street Complete Streets Project and the SW 14th Avenue and Middle Street Project were recommended for design funding.**

The five-year plan is tentatively scheduled for Surtax Oversight Board consideration on August 18, 2023, and if awarded, the projects will be programmed for design in 2028. These applications are for the design phase only and subsequent surtax application(s) for construction funding will need to be submitted for consideration in a future year.

For further information regarding the Mobility Advancement Program, please contact Ben Rogers, Director of Transportation and Mobility, at brogers@fortlauderdale.gov

Attachments:

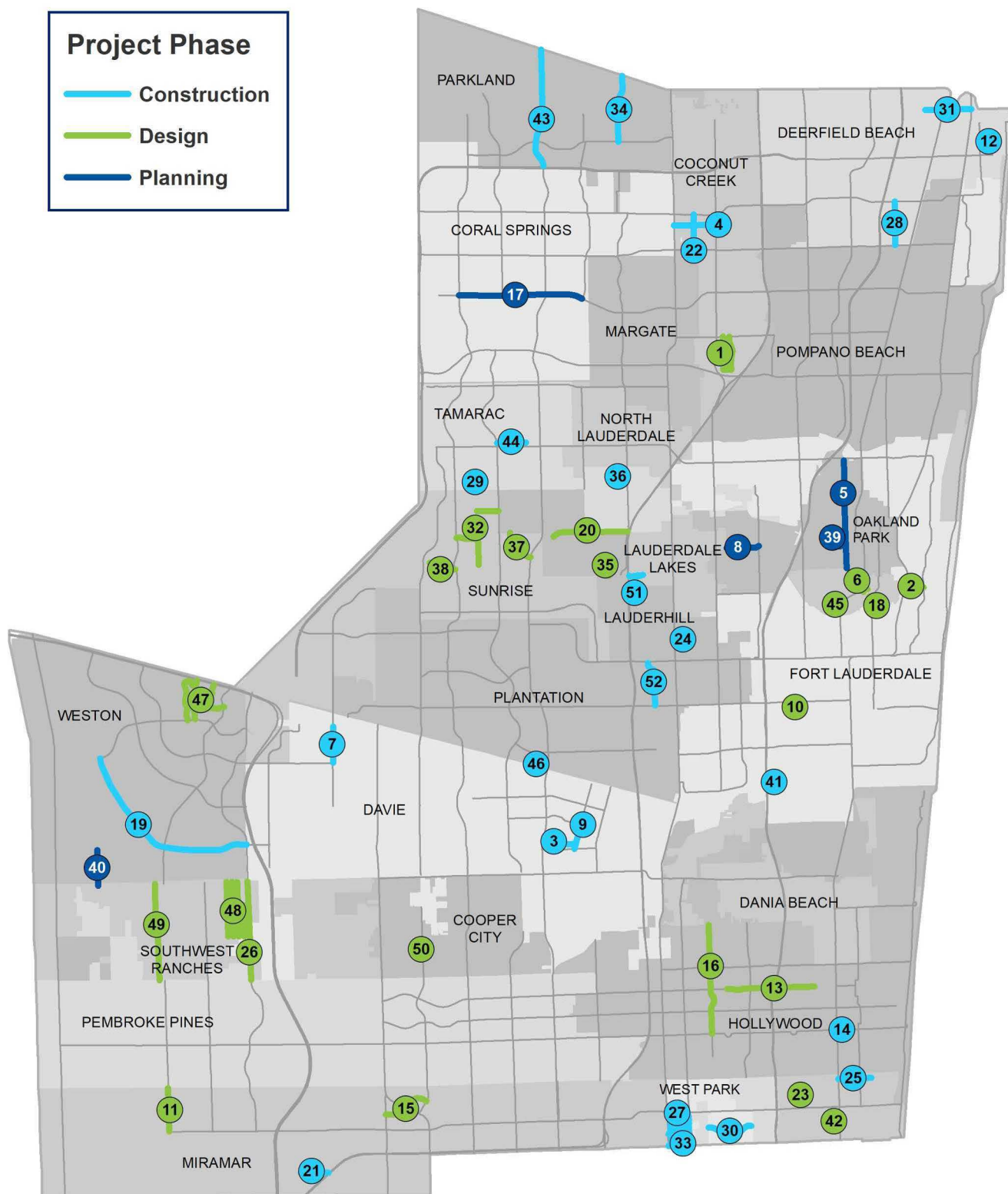
2023 Rankings – Municipal Capital Projects

2023 Recommendations – Municipal Capital Projects

c: Anthony G. Fajardo, Assistant City Manager
Susan Grant, Assistant City Manager
D'Wayne M. Spence, Interim City Attorney
David R. Soloman, City Clerk
Patrick Reilly, City Auditor
Department Directors
CMO Managers

Project Phase

- Construction
- Design
- Planning



Please see the full table of rankings on pages 2-3 of this document.



APPLICATION PERIOD 2023

Ranked Municipal Capital Projects (MCPs)

Rank	Municipality	Project ID	Project Name	Phase Requested	Amount Requested	Previous Phase In Five-Year Plan
1	Coconut Creek	COCO-23-007	South Creek Neighborhood Improvements	Design	\$1,623,055	No
2	Fort Lauderdale	FORT-23-001	NE 26th Street Mobility Project	Design	\$500,000	No
3	Davie	DAVI-019	SW 36 St Road Widening	Construction	\$5,684,000	Yes
4	Coconut Creek	COCO-23-001	Cullum Road	Construction	\$5,595,855	No
5	Oakland Park	OAKL-22-020	NE 6th Avenue Improvements	Planning	\$552,779	No
6	Wilton Manors	WILT-22-001	Five Points Redesign Project	Design	\$500,000	No
7	Davie	DAVI-011	SW 136 Ave Widening	Construction	\$5,611,000	Yes
8	Oakland Park	OAKL-22-003	NW 39th Street Improvements	Planning	\$235,414	No
9	Davie	DAVI-002	College Ave Phase 3 Widening	Construction	\$5,440,000	Yes
10	Fort Lauderdale	FORT-22-001	SW 14 Avenue and Middle Street capacity increase and added parking lane	Design	\$223,320	No
11	Miramar	MIRA-013	SW 184th Avenue Expansion from Miramar Parkway to Pembroke Road	Design	\$1,527,120	No
12	Deerfield Beach	DEER-23-001	SE 15 Avenue Bridge Replacement	Construction	\$3,479,843	No
13	Hollywood	HOLL-22-002	Taft Street Traffic Capacity Improvement Project	Design	\$1,839,200	No
14	Hollywood	HOLL-23-003	Hollywood Boulevard Capacity Improvement Project	Construction	\$4,680,655	No
15	Miramar	MIRA-014	Miramar Boulevard Expansion from Hiatus Road to Flamingo Road	Design	\$1,723,680	No
16	Hollywood	HOLL-22-001	N46th Avenue Traffic Capacity Improvement Project	Design	\$863,500	No
17	Coral Springs	CORA-23-001	Royal Palm Boulevard Mobility Improvement Project	Planning	\$750,000	No
18	Wilton Manors	WILT-23-001	Colohatchee Area Mobility Hub and Neighborhood Roadway Improvements	Design	\$1,025,000	No
19	Weston	WEST-312	South Post Road Roadway Improvements	Construction	\$10,607,488	Yes
20	Lauderhill	LHIL-22-001	NW 44th Street Widening and Lane Repurposing	Design	\$371,552	No
21	Miramar	MIRA-017	Bass Creek Road Expansion from SW 148th Avenue to FL Turnpike	Construction	\$4,623,000	Yes
22	Coconut Creek	COCO-23-003	Banks Road	Construction	\$4,939,138	No
23	Hallandale Beach	HALL-014	NW 3rd Street Extension Project	Design	\$300,000	No
24	Lauderhill	LHIL-518	The NW 38th Avenue Connector Road Project	Construction	\$10,363,448	Yes
25	Hallandale Beach	HALL-001N	Atlantic Shores Blvd. Roadway Improvements	Construction	\$7,951,572	No
26	Southwest Ranches	SWRA-22-004	Dykes Road Roadway Capacity and Drainage Improvements	Design	\$997,550	No
27	West Park	WPRK-012	Neighborhood Traffic Calming Improvement Area A	Construction	\$2,464,433	No
28	Deerfield Beach	DEER-23-002	NE 3 Avenue from Sample Road to NW 48th Street	Construction	\$2,170,379	No
29	Tamarac	TAMA-525	94th Avenue Crosswalks and Roadway Improvement Project	Construction	\$791,349	No
30	West Park	WPRK-005	SW 36 Street Traffic Calming Complete Street Improvement	Construction	\$1,939,316	No
31	Deerfield Beach	DEER-23-003	NW Eller Street from Federal Highway to NW 3rd Avenue Improvements	Construction	\$9,988,314	No
32	Sunrise	SUNR-22-004	NW 94th Avenue/NW 42nd Street/NW 50th Street Traffic Calming Project	Design	\$921,792	No
33	West Park	WPRK-001	County Line Road Traffic Calming Complete Street Improvement	Construction	\$1,045,212	Yes
34	Parkland	PARK-22-001	Parkside Drive Improvements	Construction	\$5,321,000	No
35	Lauderhill	LHIL-22-002	Inverrary Blvd Widening at Oakland Park Blvd	Design	\$72,753	No
36	Tamarac	TAMA-22-003	Woodlands Boulevard Complete Streets and Traffic Calming Project	Construction	\$767,888	No
37	Sunrise	SUNR-22-002	Springtree Drive Traffic Calming Project	Design	\$649,914	No



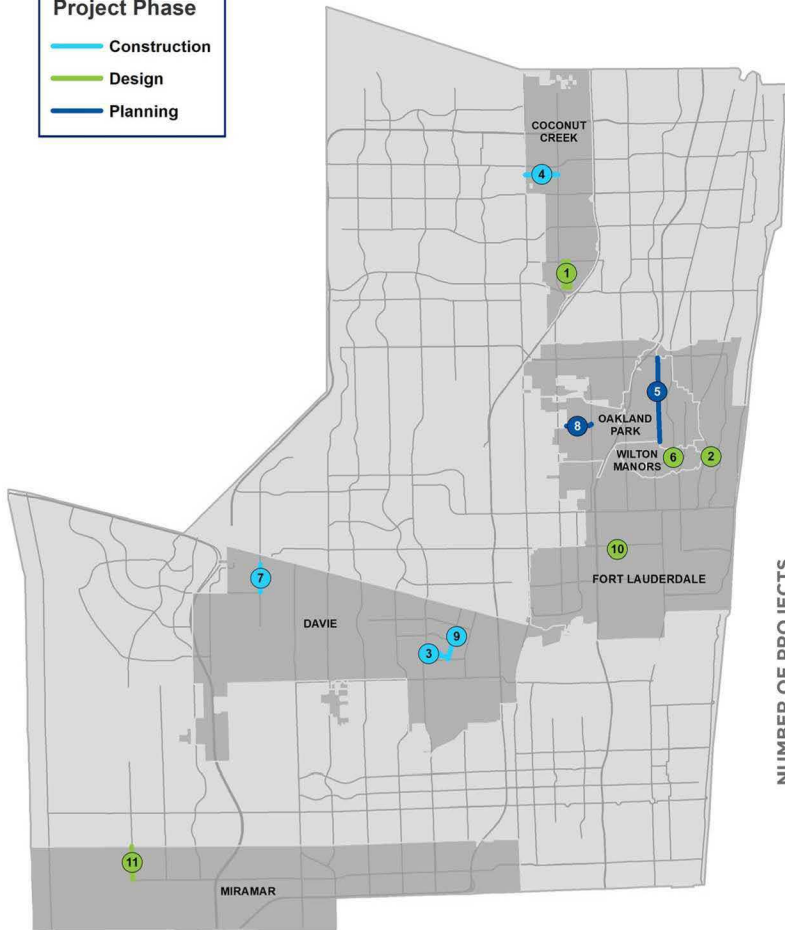
APPLICATION PERIOD 2023

Ranked Municipal Capital Projects (MCPs)

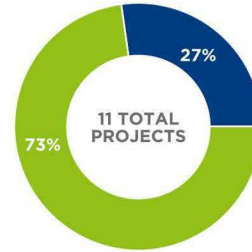
Rank	Municipality	Project ID	Project Name	Phase Requested	Amount Requested	Previous Phase In Five-Year Plan
38	Sunrise	SUNR-22-003	Josh Lee Boulevard Traffic Calming Project	Design	\$979,361	No
39	Oakland Park	OAKL-23-001	City Park Area Wide Street Improvements	Planning	\$195,528	No
40	Weston	WEST-23-001	SW 202 Avenue Roadway Extension	Planning	\$404,467	No
41	Fort Lauderdale	FORT-22-004	New road construction between SW 19th Avenue and SW 20th Street	Construction	\$1,712,000	No
42	Hallandale Beach	HALL-017	SE 4TH Street Facility Extension Project	Design	\$36,000	No
43	Parkland	PARK-22-002	University Drive in Parkland	Construction	\$8,338,500	No
44	Tamarac	TAMA-23-001	Sands Point Shuttle Stop No.04	Construction	\$1,794,222	No
45	Wilton Manors	WILT-22-002	NE 21ct and NE 5th Avenue traffic calming Design	Design	\$60,000	No
46	Plantation	PLAN-506	Plantation Midtown Bridge	Construction	\$10,389,227	No
47	Weston	WEST-22-001	Bonaventure Area Bicycle Facilities	Design	\$520,986	No
48	Southwest Ranches	SWRA-22-003	Green Meadows Roadway Improvements	Design	\$425,729	No
49	Southwest Ranches	SWRA-22-001	SW 185th Way / SW 186th Avenue Traffic Calming	Design	\$106,432	No
50	Cooper City	COOP-551	Hiatus Road Roadway Improvement Plan	Design	\$142,750	No
51	Lauderdale Lakes	LLAK-23-001	NW 49th Avenue Roadway and Drainage Improvements	Construction	\$1,371,978	No
52	Plantation	PLAN-22-001	Traffic Calming - NW 46th Avenue & NW 5th Street	Construction	\$1,500,000	No

Project Phase

- Construction
- Design
- Planning



PERCENTAGE OF PROJECTS IN FIVE-YEAR PLAN

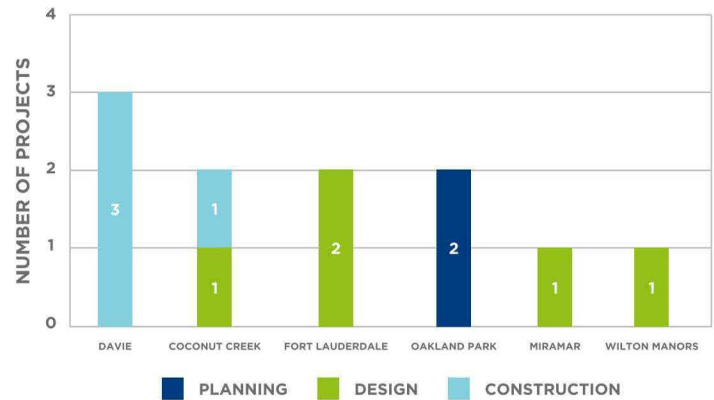


PERCENTAGE OF MAG FUNDING FOR PROJECTS IN FIVE-YEAR PLAN



■ IN FIVE-YEAR PLAN ■ NOT IN FIVE-YEAR PLAN

PROJECTS BY MUNICIPALITY AND PHASE



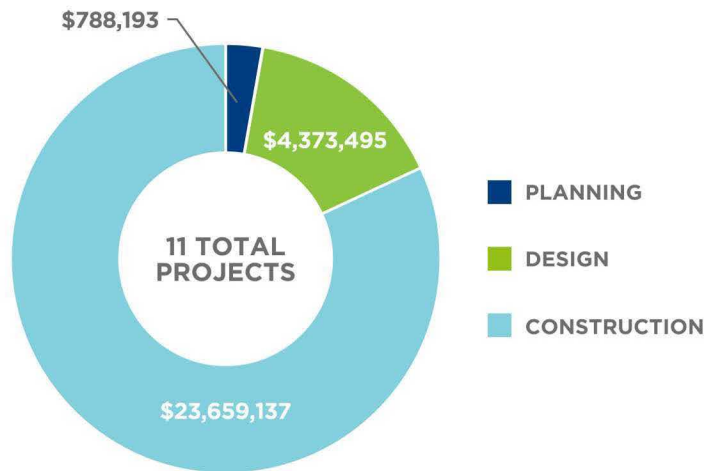
Rank	Municipality	Project ID	Project Name	Phase Requested	Amount Recommended ¹	Previous Phase in Five-Year Plan
1	Coconut Creek	COCO-23-007	South Creek Neighborhood Improvements	Design	\$1,623,055	No
2	Fort Lauderdale	FORT-23-001	NE 26th Street Mobility Project	Design	\$500,000	No
3	Davie	DAVI-019	SW 36 St Road Widening	Construction	\$5,871,572	Yes
4	Coconut Creek	COCO-23-001	Cullum Road	Construction	\$6,371,882	No
5	Oakland Park	OAKL-22-020	NE 6th Avenue Improvements	Planning	\$552,779	No
6	Wilton Manors	WILT-22-001	Five Points Redesign Project	Design	\$500,000	No
7	Davie	DAVI-011	SW 136 Ave Widening	Construction	\$5,796,163	Yes
8	Oakland Park	OAKL-22-003	NW 39th Street Improvements	Planning	\$235,414	No
9	Davie	DAVI-002	College Ave Phase 3 Widening	Construction	\$5,619,520	Yes
10	Fort Lauderdale	FORT-22-001	SW 14 Avenue and Middle Street capacity increase and added parking lane	Design	\$223,320	No
11	Miramar	MIRA-013	SW 184th Avenue Expansion from Miramar Parkway to Pembroke Road	Design	\$1,527,120	No

¹ The actual amount of surtax funding an MCP is eligible to receive is determined by future reviews conducted by Broward County staff. The amount requested may not match the amount included in the Project Funding Agreement (PFA) for that phase, or subsequent phases, of the project.

² Minimum Annual Guarantee (MAG): County's funding commitment to utilizing at least ten percent (10%) of the Transportation Surtax Proceeds received by the County each Fiscal Year to fund, collectively, Community Shuttle Service, Municipal Capital Project (MCPs), Municipal R&M Projects, and Municipal Project Contingency, pursuant to the terms and conditions of the Second Amendment.

Total	\$28,820,825
Available MAG ²	\$29,038,400
Remaining MAG	\$217,575

DEVELOPMENT STATUS OF PROJECTS



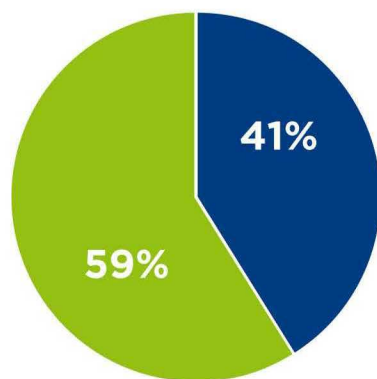
New MCPs requesting planning funds make up 18% of total recommended projects

40% of the New MCPs requesting design funding are from municipalities that did not have a project recommended in Cycle 3

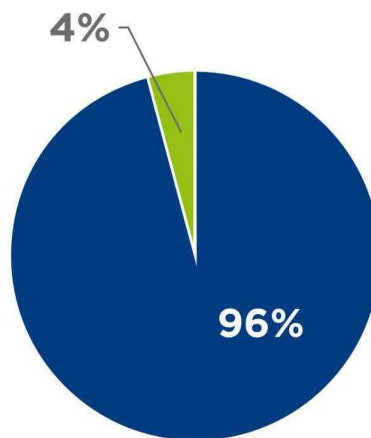
75% of the New MCPs requesting construction funding have a previous phase in the Five-Year Plan

HIGHEST RANKED NEW MCP IMPACTS

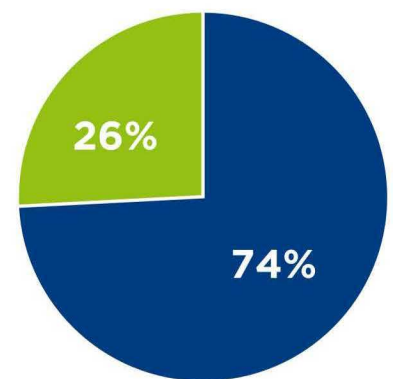
PROJECT FUNDING IN AN ECONOMICALLY UNDERSERVED AREA



PROJECT FUNDING IN A PUBLIC SCHOOL ZONE



PROJECT FUNDING ON ROADWAYS IDENTIFIED BY FEMA AS "HIGH RISK" FOR FLOODING



■ YES ■ NO