



CITY OF FORT LAUDERDALE

# REVENUE MANUAL



# FORT LAUDERDALE CITY COMMISSION



---

Warren Sturman  
Commissioner, District IV

Steven Glassman  
Vice Mayor/Commissioner, District II

Dean J. Trantalis  
Mayor

Pamela Beasley-Pittman  
Commissioner, District III

John Herbst  
Commissioner, District I

---





# TABLE OF CONTENTS

|   |           |
|---|-----------|
| <b>PREFACE</b> .....  | <b>i</b>  |
| <b>INTRODUCTION</b> .....   | <b>1</b>  |
| <b>GENERAL FUND</b> .....   | <b>3</b>  |
| <b>TAXES AND FRANCHISE FEES</b> .....   | <b>5</b>  |
| OPERATING TAXES – CURRENT .....   | 7         |
| INSURANCE PREMIUM TAX FOR FIREFIGHTER’S PENSION .....   | 8         |
| CASUALTY INSURANCE PREMIUM TAX FOR POLICE OFFICERS .....  | 9         |
| FRANCHISE FEE - ELECTRICITY.....  | 10        |
| FRANCHISE FEE – GAS .....   | 11        |
| FRANCHISE FEE – SOLID WASTE.....  | 12        |
| UTILITY SERVICE TAX – ELECTRICITY .....   | 13        |
| UTILITY SERVICE TAX - GAS .....   | 14        |
| UTILITY SERVICE TAX – WATER .....   | 15        |
| STATE COMMUNICATION SERVICES TAXES .....  | 16        |
| <b>LICENSES AND PERMITS</b> .....   | <b>17</b> |
| BUSINESS TAX .....  | 19        |
| FLORIDA LEAGUE OF CITIES – LOCAL BUSINESS TAX COLLECTION .....                                  | 20        |
| APPLICATION FEE – VEHICLES FOR HIRE .....   | 21        |
| LANDSCAPING PERMITS.....  | 22        |
| <b>INTERGOVERNMENTAL</b> .....  | <b>23</b> |
| STATE REVENUE SHARING – FUEL TAX REFUNDS AND CREDITS .....                                      | 25        |
| STATE REVENUE SHARING - ALCOHOLIC BEVERAGE LICENSE TAX .....                                    | 26        |
| MUNICIPAL REVENUE SHARING PROGRAM - PROCEEDS .....  | 27        |
| STATE REVENUE SHARING – DISTRIBUTION OF SALES AND USE TAXES .....                               | 29        |
| STATE REVENUE SHARING – LOCAL GOVERNMENT HALF-CENT SALES TAX.....                               | 30        |
| STATE REVENUE SHARING - MOBILE HOME LICENSE TAX.....  | 32        |
| STATE REVENUE SHARING - FIREFIGHTER SUPPLEMENTAL COMPENSATION.....                              | 33        |
| COUNTY SHARED OCCUPATIONAL LICENSES - LOCAL GOVERNMENT UNIT GRANT – GENERAL<br>GOVERNMENT ..... | 34        |

|   |           |
|---|-----------|
| COUNTY-SHARED GAS TAX .....   | 35        |
| <b>CHARGES FOR SERVICES .....</b>                                   | <b>37</b> |
| CITY CLERK FEES .....   | 39        |
| BOARD OF ADJUSTMENT FEES.....                                       | 40        |
| PERMITS/MISCELLANEOUS ENGINEERING CHARGES .....                     | 42        |
| DEVELOPMENT REVIEW FEES .....                                       | 43        |
| LIEN RESEARCH FEES - OTHER GENERAL GOVERNMENT CHARGES AND FEES..... | 44        |
| OTHER BUILDING FEES .....   | 45        |
| PHOTOCOPIES AND PRINT SALES.....                                    | 46        |
| PLANNING AND ZONING FEES .....                                      | 47        |
| HISTORIC PRESERVATION BOARD.....                                    | 48        |
| DISHONORED CHECK FEES .....   | 49        |
| CITY COMMISSION DEVELOPMENT REVIEW.....                             | 50        |
| FINAL DEVELOPMENT REVIEW COMMITTEE .....                            | 51        |
| ENGINEERING INSPECTION FEES.....                                    | 53        |
| ZONING REVIEW .....   | 54        |
| ADMINISTRATIVE REVIEW.....  | 55        |
| ALARM MONITOR REGISTRATION FEES.....                                | 57        |
| ALARM RESPONSE FEES .....   | 58        |
| ALARM USER REGISTRATION FEES.....                                   | 59        |
| MISCELLANEOUS POLICE FEES .....                                     | 60        |
| SCHOOL RESOURCE OFFICER PROGRAM .....                               | 61        |
| PAWN/2ND- HAND INSPECTION FEES .....                                | 62        |
| FIRE INSPECTION FEES .....  | 63        |
| FIRE HI-RISE TEST FEES.....   | 64        |
| FIRE PLAN REVIEW FEES.....  | 65        |
| FIRE REINSPECTION FEES .....  | 66        |
| SPECIAL FIRE TEST FEES.....   | 67        |
| SERVICE CHARGE – HAZARDOUS MATERIALS FEE .....                      | 68        |
| SERVICE CHARGE – WILTON MANORS – FIRE/EMS .....                     | 69        |
| SERVICE CHARGE - EMS SERVICE FEE.....                               | 70        |
| SERVICE CHARGE - LAZY LAKES FIRE/EMS.....                           | 71        |

|  |            |
|--|------------|
| SERVICE CHARGE – AMBULANCE FEES .....  | 72         |
| FIRE/RESCUE ASSESSMENT FEE .....   | 73         |
| PUBLIC EMERGENCY MEDICAL TRANSPORT (PEMT) .....                                | 74         |
| PARKS AND RECREATION FISCAL CAPACITY.....                                      | 75         |
| SERVICE CHARGE – PARKS AND RECREATION PROGRAMMATIC AND RECREATIONAL FEES ..... | 78         |
| SERVICE CHARGE – PARKS AND RECREATION RENTAL AND FACILITY FEES.....            | 80         |
| FORT LAUDERDALE AQUATIC COMPLEX SERVICE CHARGES .....                          | 81         |
| YACHT FEES - DOCKS .....   | 82         |
| <b>FINES AND FORFEITURES.....</b>  | <b>83</b>  |
| FINES – LOCAL ORDINANCE VIOLATIONS.....  | 85         |
| CODE ENFORCEMENT BOARD FINES.....  | 86         |
| CITATION FINES.....  | 87         |
| COUNTY COURT RETURN DOLLAR PROVISION PROGRAM .....                             | 88         |
| DIVERSION PROGRAM FEE – LIEU OF COURT .....                                    | 89         |
| SPECIAL MAGISTRATE BOARD FINES.....  | 90         |
| <b>MISCELLANEOUS REVENUE .....</b>   | <b>91</b>  |
| LOBBYIST REGISTRATION FEES.....  | 93         |
| INTERFUND SVC CGHG - PILOT HOUSING AUTHORITY .....                             | 94         |
| INTEREST EARNINGS .....  | 95         |
| RENTS AND ROYALTIES .....  | 96         |
| IMPACT FEES – TREE CANOPY FEES .....   | 97         |
| FIRE TRAINING SURCHARGE.....   | 98         |
| HAZ MAT DONATIONS .....  | 99         |
| TOWING FEES.....   | 100        |
| PROPERTY AND EVIDENCE .....  | 101        |
| FORECLOSURE REGISTRATION .....   | 102        |
| LIEN REDUCTION PROGRAM.....  | 103        |
| VACATION RENTAL REGISTRATION PROGRAM.....                                      | 104        |
| INTERFUND SERVICE CHARGE – PARKING – RETURN ON INVESTMENT.....                 | 105        |
| <b>STORMWATER FUND .....</b>   | <b>107</b> |
| STORMWATER CHARGES .....   | 109        |
| <b>CENTRAL REGIONAL WASTEWATER FUND .....</b>                                  | <b>111</b> |

|   |            |
|---|------------|
| CENTRAL REGIONAL WASTEWATER CHARGES FOR SERVICES..... | 113        |
| <b>WATER AND SEWER FUND .....</b>                     | <b>115</b> |
| WATER CHARGES FOR SERVICES.....                       | 117        |
| SEWER CHARGES FOR SERVICES .....                      | 118        |
| <b>AIRPORT FUND .....</b>                             | <b>119</b> |
| AVIATION LEASES.....                                  | 121        |
| NON-AVIATION LEASES.....                              | 122        |
| <b>PARKING FUND.....</b>                              | <b>123</b> |
| PARKING FEES .....                                    | 125        |
| PARKING FINES.....                                    | 126        |
| <b>SANITATION FUND.....</b>                           | <b>127</b> |
| RESIDENTIAL COLLECTION FEES.....                      | 129        |
| <b>BUILDING FUND.....</b>                             | <b>131</b> |
| BUILDING PERMITS AND FEES.....                        | 133        |
| <b>NUISANCE ABATEMENT FUND.....</b>                   | <b>135</b> |
| NUISANCE ABATEMENT ASSESSMENT FEE.....                | 137        |



## PREFACE

The City of Fort Lauderdale Revenue Manual is a tool developed to provide a comprehensive reference source for all revenues collected by the City. This manual is periodically reviewed and updated to reflect the most recent legislative changes, as well as any additions or reductions of revenues. The City relies on a variety of revenue sources to finance the cost of services provided to its neighbors. This Revenue Manual provides an in-depth view of the City's revenue sources.

Some of the revenues can be directly attributed to the cost of specific services. Examples include user fees charged for water, wastewater, solid waste collection services, and the use of parking facilities. The amount charged for these services increases or decreases based on the City's cost to provide the service and the amount of the service that is consumed by the user. For example, residents pay a set rate per hour to park in a City lot. For these services, the intent is to set the rate such that the revenue generated from the fee recovers 100% of the cost to provide the service.

Other governmental revenue sources cannot be related directly to underlying services, primarily because the services do not lend themselves to cost recovery using a direct user charge. Examples include police services, the maintenance of City roadways, and the use of City parks. These public services are funded through a variety of revenue streams such as property, sales, gas and utilities taxes, and franchise fees.

The Revenue Manual is organized by governmental fund. The City of Fort Lauderdale's fiscal and budget policy conforms to the General Accepted Accounting Principles (GAAP), and the City's financial statements are prepared in accordance with the standards set by the Governmental Accounting Standards Board (GASB), applicable to local governments for accounting and financial reporting. City accounts are organized and operated based on funds. Each fund is an independent fiscal and accounting entity and is segregated according to its intended purpose.

The City of Fort Lauderdale's revenue sources are presented in the following format:

- Description: Provides an overview of the revenue and its purpose
- Graphs and Charts: Illustrate changes, trends and performance of revenue sources
- Legal Authority: Identifies the State or City Authority to impose the tax or fee
- Fiscal Capacity: Identifies the potential to increase the tax or fee
- Forecast Assumption(s): Provides an outlook for future years



# INTRODUCTION

As noted in the Florida Legislature's Office of Economic and Demographic Research (EDR) 2022 Local Government Financial Information Handbook, the ability of local governments to raise revenue, for governmental operations, is limited by the state constitution. Except for the ad valorem tax and all constitutionally and statutorily authorized home-rule revenue sources (i.e. fees and assessments), local governments rely on the Florida Legislature for authority to levy other forms of taxation.

Property taxes, also known as ad valorem taxes, provide a significant source of general purpose revenue for most municipalities throughout the country. For Florida municipalities, these ad valorem taxes are indispensable to local governments; not only because of the revenue they generate, but because it is the only local taxing authority not preempted by the constitution to the state.

Since the sales and excise tax base of Florida local governments is primarily the domain of the state, municipalities and counties receive revenue from sales and excise tax through comprehensive state shared revenue programs and local option revenue programs. The various legal constraints establish eligibility criteria for local governments to receive such revenues, delineate the structure and formula used for the redistribution of funds, and identify the state agency, typically the Florida Department of Revenue, responsible for administering a particular revenue source or program (Local Government Revenue Handbook, Part 3).

In addition to state intergovernmental revenues, state statutes authorize local governments to utilize home rule authority to derive revenues from proprietary fees, regulatory fees, and special assessments to pay the cost of providing a facility, service, or regulating an activity. A brief description of these revenue sources can be found below courtesy of the [2022 Local Government Financial Information Handbook](#) as prepared by the Florida Legislature's Office of Economic and Demographic Research (EDR) with assistance provided by the Florida Department of Revenue.

Proprietary fees are based on the assertion that local governments have the exclusive, legal right to impose such fees. Examples of proprietary fees include franchise fees, user fees, and utility fees. The guiding legal principle is that the imposed proprietary fee is reasonable in relation to the government-provided privilege or service or that the fee payer receives a special benefit.

Regulatory fees may be imposed pursuant to a local government's policing powers, but the fee should not exceed the regulated activity's cost and is generally required to be applied solely to the regulated activity's cost for which the fee is imposed. Examples of regulatory fees include building permit fees, impact fees, inspection fees, and stormwater fees.

Special assessments are used to construct and maintain capital facilities and to fund certain services. Generally, the courts have deemed special assessments to be valid if the assessed property has derived a special benefit from the improvement or service and the assessment has been fairly and reasonably apportioned among the properties receiving the special benefit. An example of a special assessment fee would be the utility undergrounding assessment.

In recent years, local governments have become increasingly reliant on their user charges and fees. In the face of expanding government service needs, population growth, and diminishing revenue generating options, charging for government services has become an integral and significant revenue source in many local government budgets. The Florida Department of Financial Services defines user charges and fees, or service charges as “voluntary payments based on direct, measurable consumption of publicly provided goods and services” (ACIR, 1987, p.3). User fees include public utility charges and fees or charges for services such as transportation, public safety, human services, recreation, and culture.

The City of Fort Lauderdale utilizes ten-year revenue sufficiency modeling to ensure that the various revenue sources are structurally balanced with the City’s operating and capital needs and with the cost of service delivery. Doing this provides an understanding of the municipality’s ability to support its services, capital related obligations, and strategic goals. Revenue sufficiency modeling also ensures the City is prepared to make both short term and long-term financial decisions to achieve and maintain an acceptable balance between sufficient revenues and levels of service.

# GENERAL FUND

The General Fund is the general operating fund of the City. All general tax revenue and receipts that are not allocated by law or contractual agreement to another fund are accounted for in this fund. The general operating expenditures, fixed charges, and capital improvement costs that are not paid through other funds are paid from the General Fund.



# TAXES AND FRANCHISE FEES

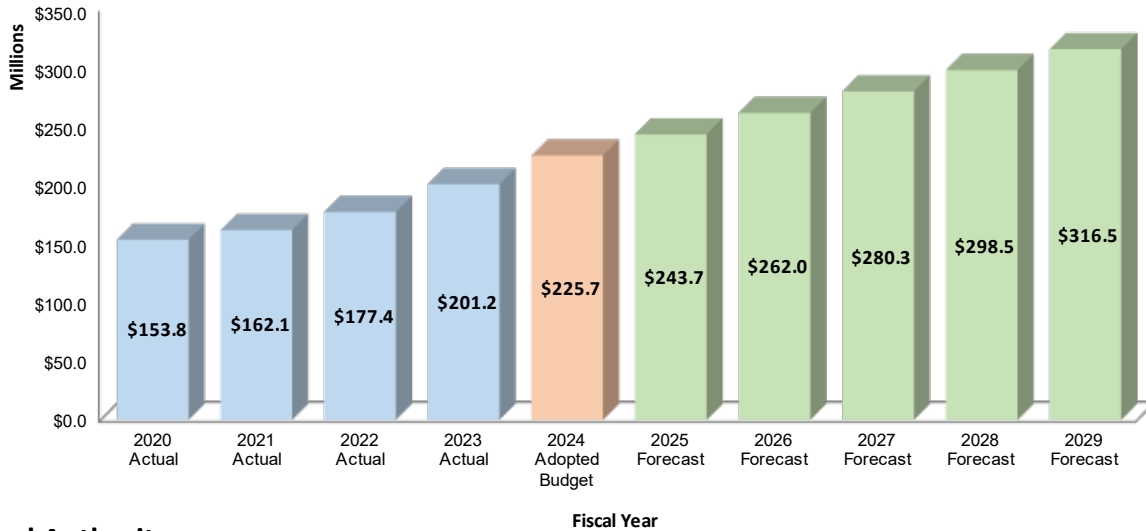




## OPERATING TAXES – CURRENT (311-001)

**Description:**

A levy against the taxable value of real and personal property. The City Commission sets the millage rate annually prior to October 1<sup>st</sup>. One mill is \$1 of tax per \$1,000 of taxable assessed value. The adopted operating millage rate for the City in Fiscal Year 2024 is 4.1193.



**Legal Authority:**

Florida Constitution, Article VII, Section 9  
 Florida Statutes, Title XIV, Chapters 192-197 and 200

**Authorized Exemptions:**

Florida residents are eligible for a Homestead Exemption on their homes, condominiums, co-op apartments and certain mobile home lots if the property serves as their permanent residence. The Florida Constitution provides this tax-saving exemption on the first and third \$25,000 of the assessed value of an owner/occupied residence. The Fort Lauderdale City Commission approved an additional \$50,000 senior exemption for households headed by a person 65 years or older and who meet income requirements.

**Fiscal Capacity:**

Fort Lauderdale’s millage rate has remained at 4.1193 since 2008. Fort Lauderdale has the capacity to levy up to 10 mills for operating expenditures based on State law. The amount of revenue received through ad valorem taxes is the product of two factors: 1) the tax rate (millage) set by the City Commission; and 2) the value the Broward County Property appraiser places upon the property.

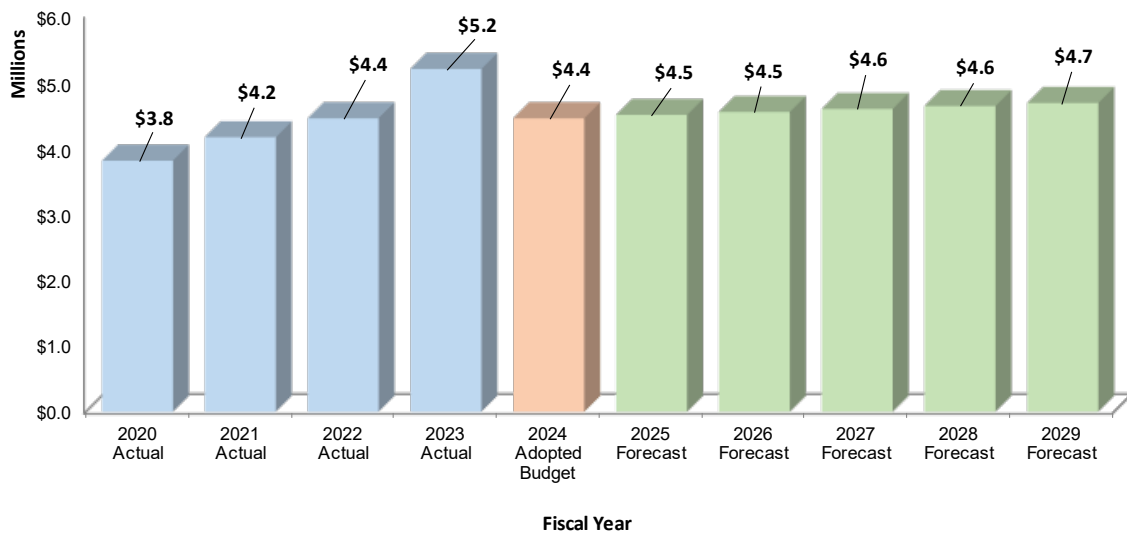
**Forecast Assumption(s):**

Annually adjusted by projected new construction (based on building permits), changes in value, or changes in millage rate.

# INSURANCE PREMIUM TAX FOR FIREFIGHTER’S PENSION (312-510)

**Description:**

The City imposes 1.85% of the gross number of receipts from policyholders on all premiums collected on property insurance policies covering property within the legally defined limits of the City or special fire control district. It is used to supplement firefighters’ pension trust funds. This revenue has an offsetting expense in Other Contributions in the Fire Rescue Department operating budget.



**Legal Authority:**

Florida Statutes Section 175.091

**Department:**

Fire Rescue

**Fiscal Capacity:**

The City is currently levying the maximum rate of this revenue source.

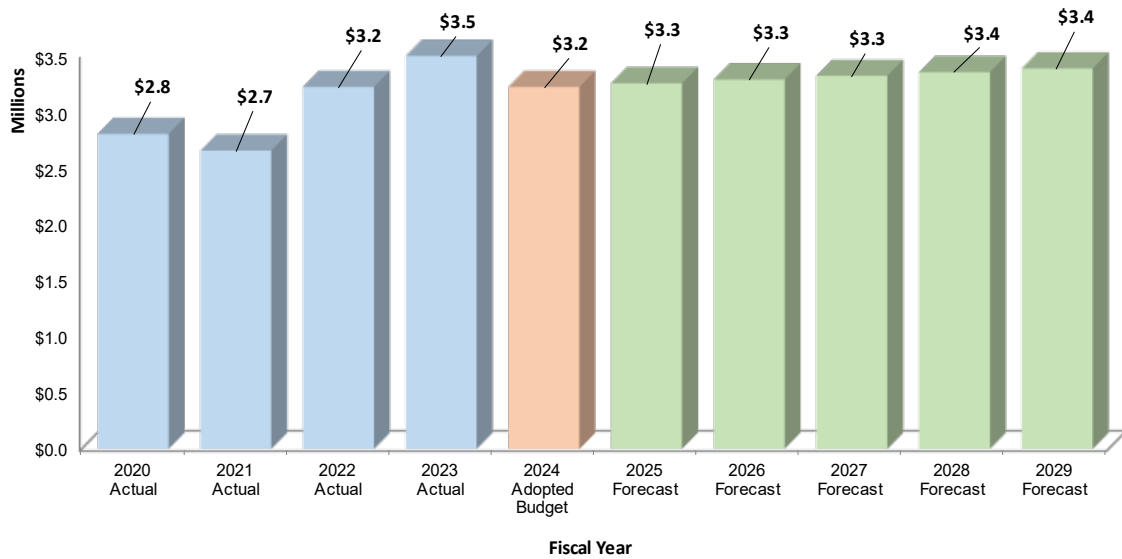
**Forecast Assumption(s):**

The forecast is adjusted annually by an assumed 1.0% growth.

# CASUALTY INSURANCE PREMIUM TAX FOR POLICE OFFICERS (312-520)

**Description:**

The City imposes 0.85% of the gross number of receipts from policyholders on all premiums collected on casualty insurance policies covering property within the legally defined limits of the City. It is used to supplement police officers’ retirement trust funds. This revenue has an offsetting expense in Other Contributions in the Police Department operating budget.



**Legal Authority:**

Florida Statutes Section 185.07

**Department:**

Police Department

**Fiscal Capacity:**

The City is currently levying the maximum rate of this revenue source.

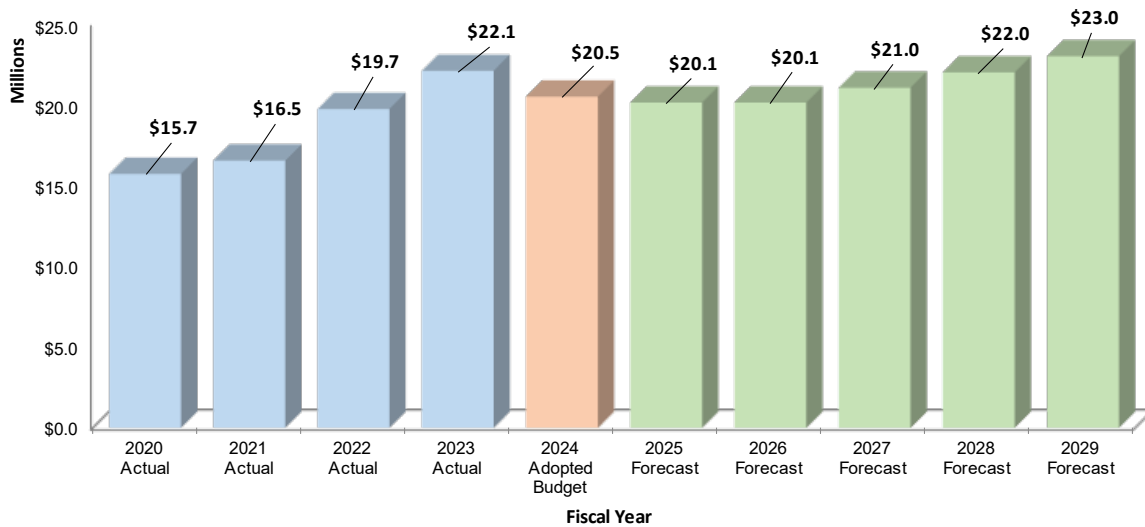
**Forecast Assumption(s):**

The forecast is adjusted annually by an assumed 1.0% growth.

## FRANCHISE FEE - ELECTRICITY (323-100)

**Description:**

This revenue consists of payments made by Florida Power and Light (FPL) for the privilege of constructing upon and operating within the right of ways owned by the City. The basis for this fee is provided in long-term agreements for payments to the City derived from accounts within City limits, less property tax and minor fees previously paid to the City.



**Legal Authority:**

City of Fort Lauderdale municipal ordinance Article II, C-09-26

**Department:**

Finance

**Fiscal Capacity:**

The agreement between the City of Fort Lauderdale and Florida Power and Light is a 30-year agreement. The two factors that influence the amount of revenue collected are the gross revenue of accounts within the City limits and the rate negotiated in the agreement. This contract is up for renegotiation in 2039.

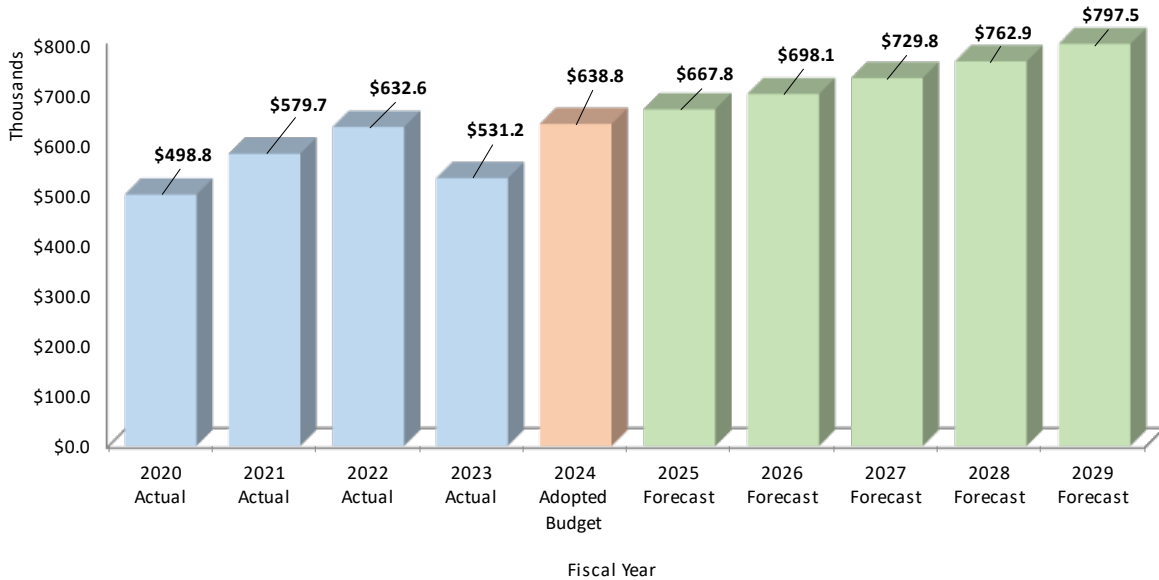
**Forecast Assumption(s):**

The annual FPL revenue forecast includes assumed growth and a 0.8% annual rate increase by FPL.

## FRANCHISE FEE – GAS (323-400)

**Description:**

This revenue consists of payments made by People’s Gas for the privilege of constructing upon, and operating within, the right of ways owned by the City. The basis for this fee is provided for in a long-term agreement which stipulates that the People’s Gas shall make an annual payment to the City equal to 6% of the gross revenue generated from the sale, transportation, distribution or delivery of gas to customers within City limits.



**Legal Authority:**

City of Fort Lauderdale Municipal Ordinance Article I, C-18-01

**Department:**

Finance

**Fiscal Capacity:**

The two factors that influence the amount of revenue collected are the sale, transportation, distribution or delivery of gas to customers within the City limits and the rate negotiated in the agreement. The agreement between the City of Fort Lauderdale and People’s Gas is a 30-year agreement up for renegotiation in 2048. The City will have the opportunity to negotiate a rate increase at that time.

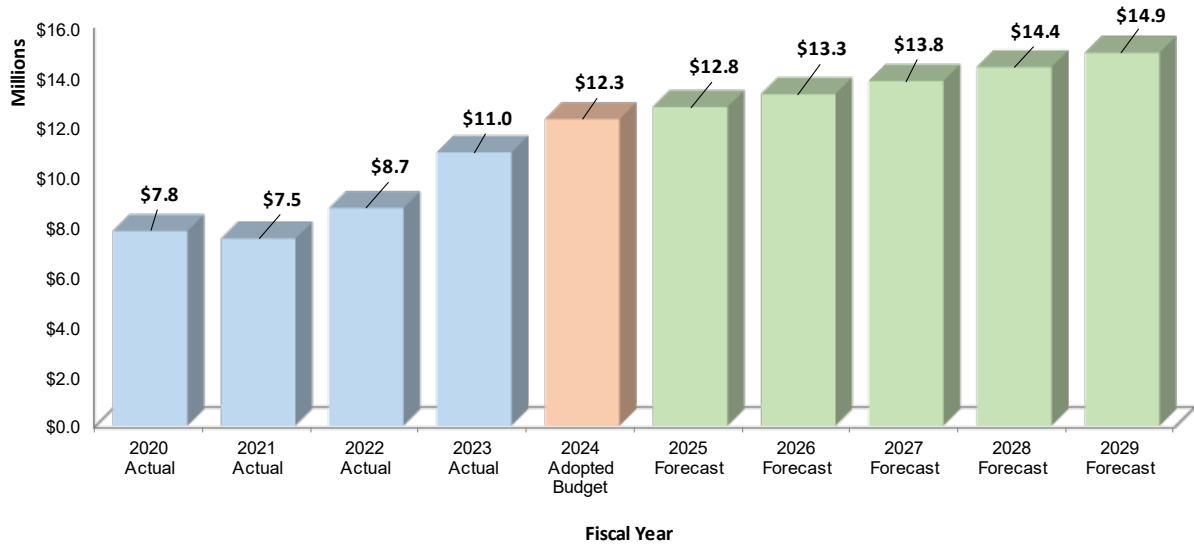
**Forecast Assumption(s):**

The forecast includes assumed growth and a 0.8% annual rate increase by People’s Gas.

## FRANCHISE FEE – SOLID WASTE (323-700)

### Description:

This revenue source is derived as franchise fees paid by private, Fort Lauderdale-licensed, haulers to the City based on their gross receipts. Revenues are based on hauler’s gross receipts for providing solid waste services within the City of Fort Lauderdale.



### Legal Authority:

City of Fort Lauderdale Municipal Ordinance Section 24-69

### Department:

Finance

### Fiscal Capacity:

Fort Lauderdale can increase revenue for the sanitation fund by increasing the franchise fee percentage, which is set by the City Commission. Currently, the City receives 25% of the hauler’s gross receipts for solid waste collection activities. The rate was last adjusted in 2023.

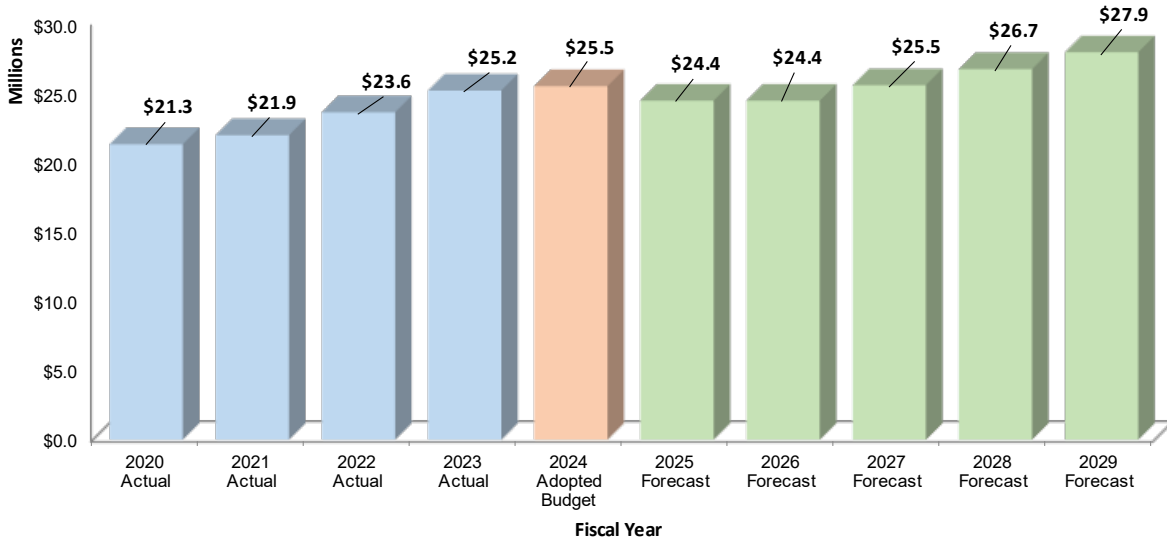
### Forecast Assumption(s):

The forecast includes assumed growth in accounts and a 1.5% annual rate increase by haulers.

## UTILITY SERVICE TAX – ELECTRICITY (314-100)

**Description:**

This tax is levied on the sale of electricity to neighbors within the City’s limits. The basis for this revenue source is derived from State Statute. The City is currently levying the maximum rate of 10% on electricity transactions as authorized by Florida State Statutes.



**Legal Authority:**

Florida Statutes Section 166.231(1)  
 City of Fort Lauderdale Municipal Ordinance Chapter 15; Article 3, Division 4, Section 15-127

**Department:**

Finance

**Fiscal Capacity:**

The City is currently levying the maximum rate for this revenue source. The two factors that determine the amount of revenues collected for this fee are the sales of electricity and the assessment rate. The only current capacity for increasing this revenue would be from increasing the sales within the City through FPL raising fees or by selling additional electricity to our neighbors.

**Forecast Assumption(s):**

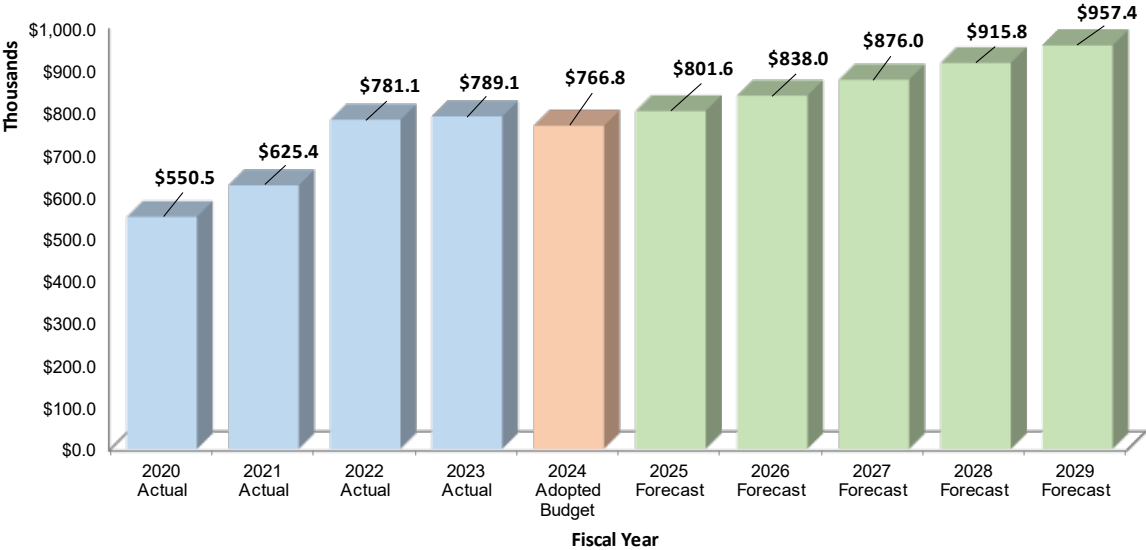
The forecast is adjusted annually by assumed growth.

# UTILITY SERVICE TAX - GAS

## (314-400)

**Description:**

This tax is levied on the sale of natural gas to neighbors within the City’s limits. The basis for this revenue source is derived from State Statute. The City is currently levying the maximum rate of 10% on natural gas transactions as authorized by Florida State Statutes.



**Legal Authority:**

Florida Statutes Section 166.231(1)  
 City of Fort Lauderdale Municipal Ordinance Chapter 15; Article 3, Division 4, Section 15-127

**Department:**

Finance

**Fiscal Capacity:**

The City is currently levying the maximum rate for this revenue source. The two factors that determine the amount of revenue collected for this fee are the sales of natural gas in the City and the assessment rate. The only current capacity for increasing this revenue would be from increasing the sales through the gas company raising fees or by selling additional natural gas to our neighbors.

**Forecast Assumption(s):**

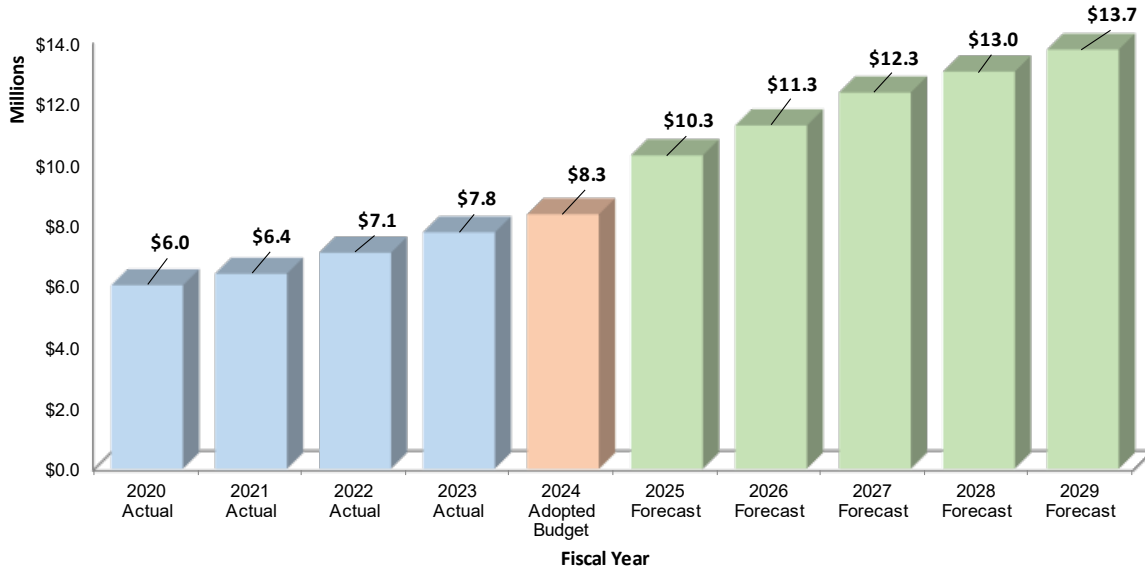
The forecast includes assumed growth and approximately 1.0% annual rate increase.



## UTILITY SERVICE TAX – WATER (314-300)

### **Description:**

This tax is levied on the sale of water to neighbors within the City’s limits. The basis for this revenue source is derived from State Statute. The City is currently levying the maximum rate of 10% on water sale transactions as authorized by Florida State Statutes.



### **Legal Authority:**

Florida Statutes Section 166.231(1)

City of Fort Lauderdale Municipal Ordinance Chapter 15; Article 3, Division 4, Section 15-127

### **Department:**

Finance

### **Fiscal Capacity:**

The City is currently levying the maximum rate for this fee. The two factors that determine the amount of revenue collected for this fee are the sales of water in the City and the assessment rate. Since the City is the entity that sells water, it could increase the sales amount by raising water prices or by selling additional water to our neighbors. Effective October 1, 2023, the City implemented an annual 22.5% rate increase for two (2) years, followed by a 9.0% annual increase for two (2) years, then a 5% rate increase going forward.

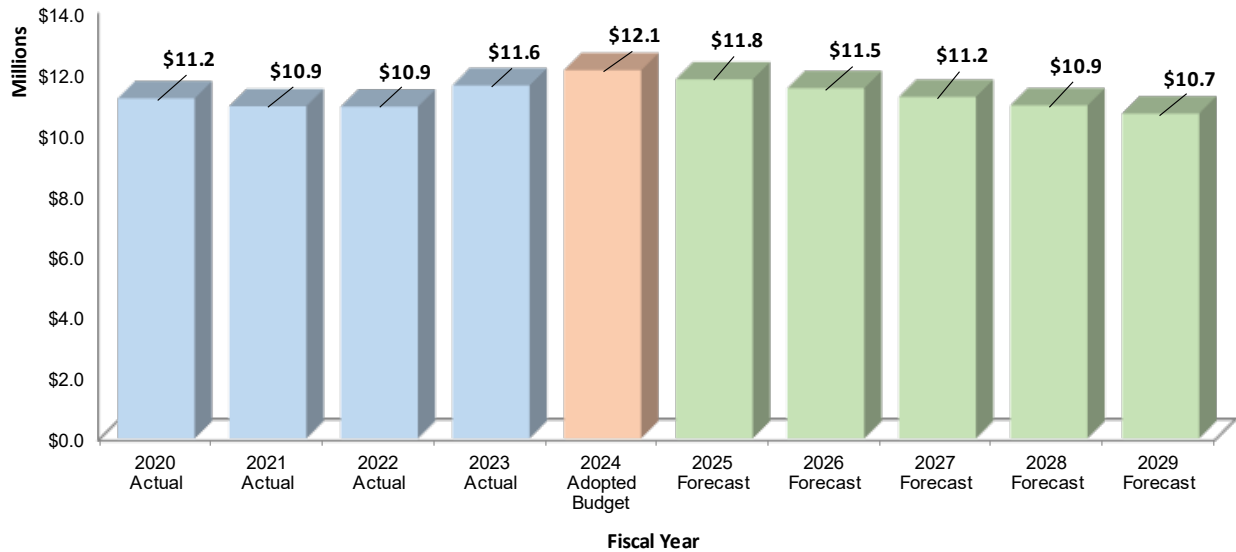
### **Forecast Assumption(s):**

The forecast includes assumed growth will mirror the annual rate increase.

## STATE COMMUNICATION SERVICES TAXES (315-100)

**Description:**

Communication services tax applies to all communications services including telecommunication, video, direct-to-home satellite, and other related communications services.



**Legal Authority:**

Florida Statutes Sections 202.19, 202.20

City of Fort Lauderdale Municipal Ordinance Section 15-128, Article III

**Department:**

Finance

**Fiscal Capacity:**

According to the City of Fort Lauderdale municipal ordinance 15-128, beginning on October 1, 2002, the local communications services tax rate shall be five and one-tenth (5.1) percent or such other rate as may be authorized by the Florida legislature and adopted by ordinance of the city. The current rate is the maximum of 5.22% includes a 0.12% add-on rate as authorized for the Florida Legislature. Increasing this revenue would require authorization by both the Florida legislature and the City of Fort Lauderdale Commission.

**Forecast Assumption(s):**

The forecast includes assumed growth and no rate increases.

# LICENSES AND PERMITS

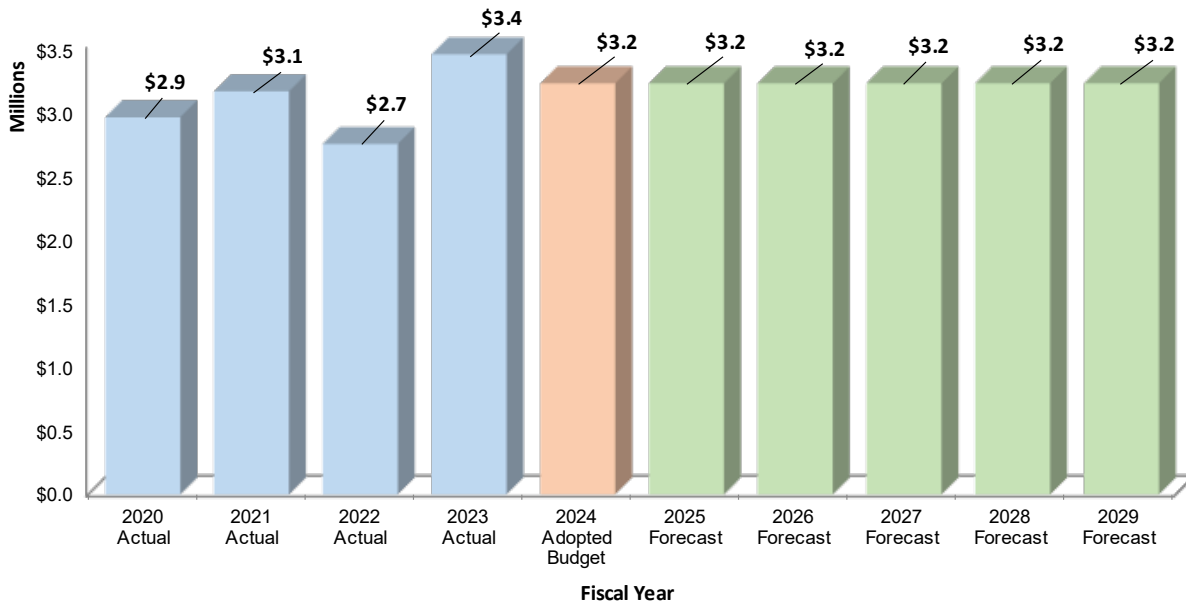


# BUSINESS TAX

## (316-001)

### **Description:**

The Local Business Tax, formerly known as Occupational License Tax, is a tax for the privilege of engaging in or managing any business, profession, or occupation within the City limits.



### **Legal Authority:**

City of Fort Lauderdale Municipal Ordinance Chapter 15  
Florida Statutes Chapter 205

### **Department:**

Development Services

### **Fiscal Capacity:**

A business tax rate increase would require Fort Lauderdale City Commission approval and adherence to the guidelines of Florida State Statutes. The business tax rate can increase or decrease up to 5% every other year by June 30. The expectation is for business tax receipts to remain stable because there is no significant change anticipated in the number of new businesses in the next fiscal year. The Florida Legislature has proposed changes to this tax; however, no changes have occurred to date.

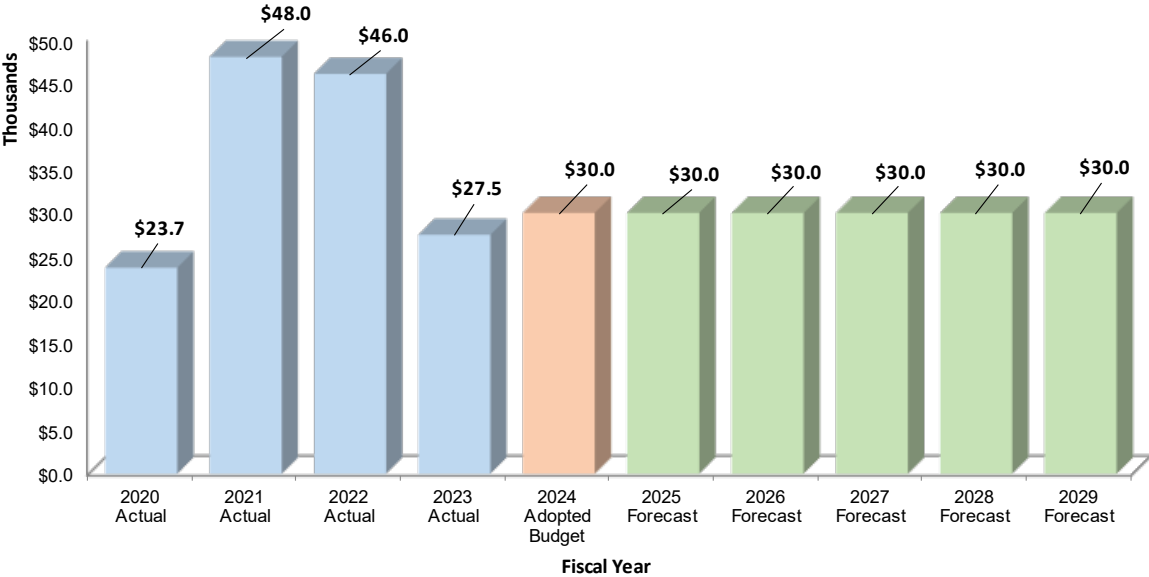
### **Forecast Assumption(s):**

Assumptions based on the Fiscal Year 2024 budgeted revenue with no assumed growth.

# FLORIDA LEAGUE OF CITIES – LOCAL BUSINESS TAX COLLECTION (316-002)

**Description:**

Florida League of Cities collects the Local Business Tax revenue on the City’s behalf from delinquent insurance companies that write policies in Fort Lauderdale, but do not maintain an office in the City. The league keeps one-half of the fees and remits the other half to the City, \$157.50 per line of insurance written in the City.



**Legal Authority:**

City of Fort Lauderdale Municipal Ordinance Chapter 15; Sec. 15-35, C-06-41

**Department:**

Development Services

**Fiscal Capacity:**

This revenue will increase or decrease based on the number of policies written in the City of Fort Lauderdale from delinquent insurance companies who do not maintain an office in the City.

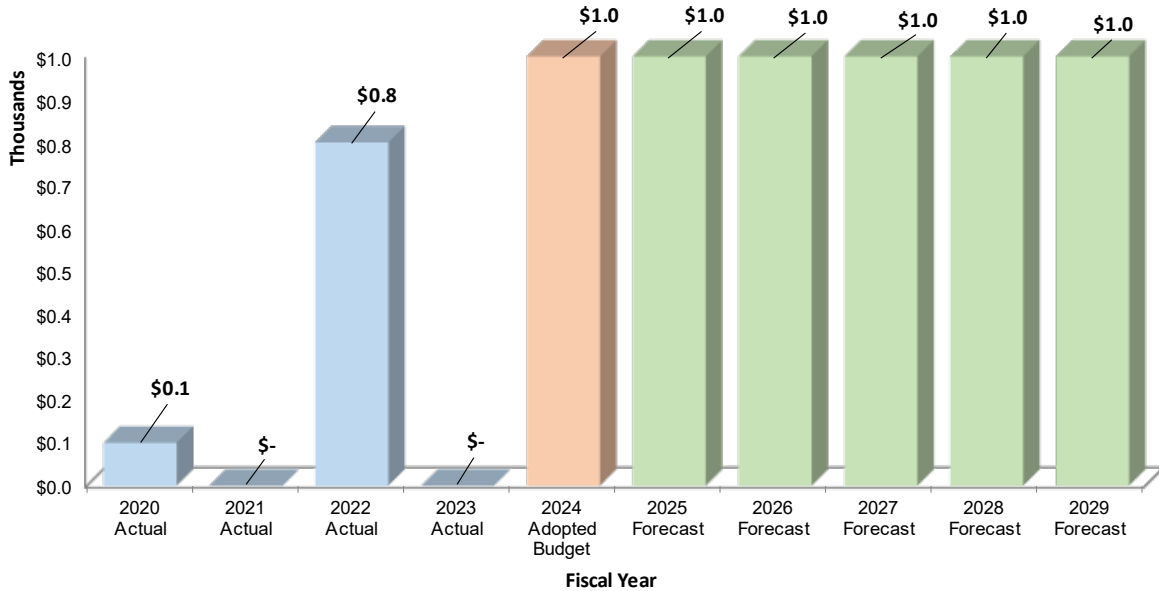
**Forecast Assumption(s):**

Assumptions based on the Fiscal Year 2024 budgeted revenue with no assumed growth.

## APPLICATION FEE – VEHICLES FOR HIRE (329-500 – TAM104)

**Description:**

This revenue is derived from application fees assessed to businesses operating a taxicab or rental cars with chauffeurs and/or sightseeing vehicles within the City.



**Legal Authority:**

City of Fort Lauderdale Municipal Ordinance Chapter 27 and C-14-20

**Department:**

Transportation and Mobility

**Fiscal Capacity:**

City Commission approval would be required to increase the fee schedule.

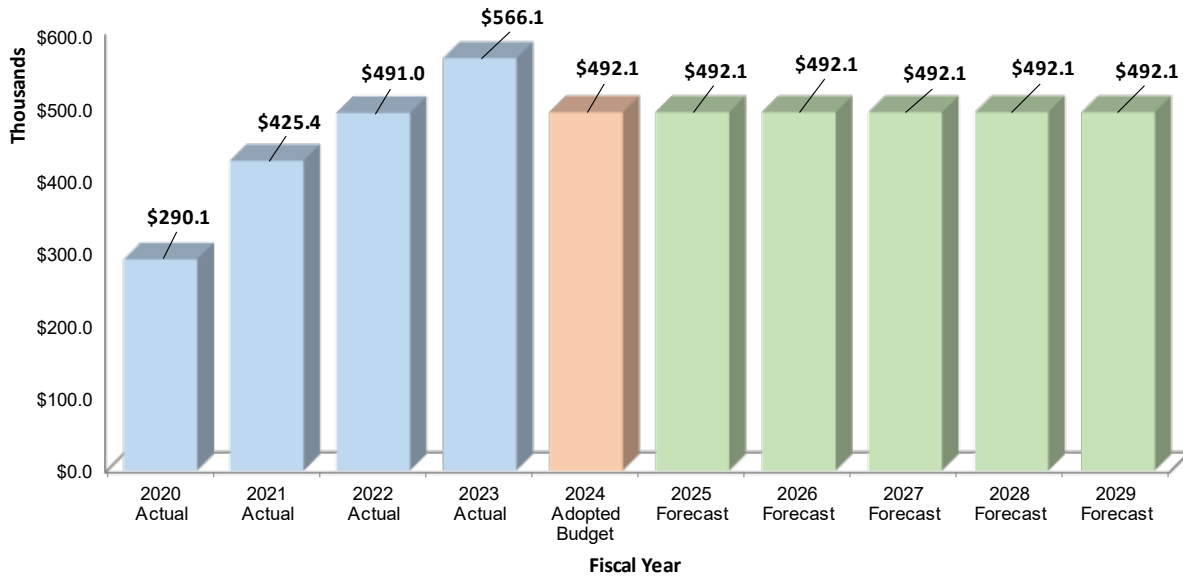
**Forecast Assumption(s):**

Assumptions based on the Fiscal Year 2024 budgeted revenue with no assumed growth.

## LANDSCAPING PERMITS (322-006)

**Description:**

This revenue comes from fees assessed to neighbors who apply for tree removal and landscaping permits.



**Legal Authority:**

City of Fort Lauderdale Municipal Ordinance Section 47-21.5, C-97-19

**Department:**

Development Services

**Fiscal Capacity:**

City Commission approval would be required to increase the fee schedule.

**Forecast Assumption(s):**

The forecast is adjusted annually by 0.2% assumed growth.



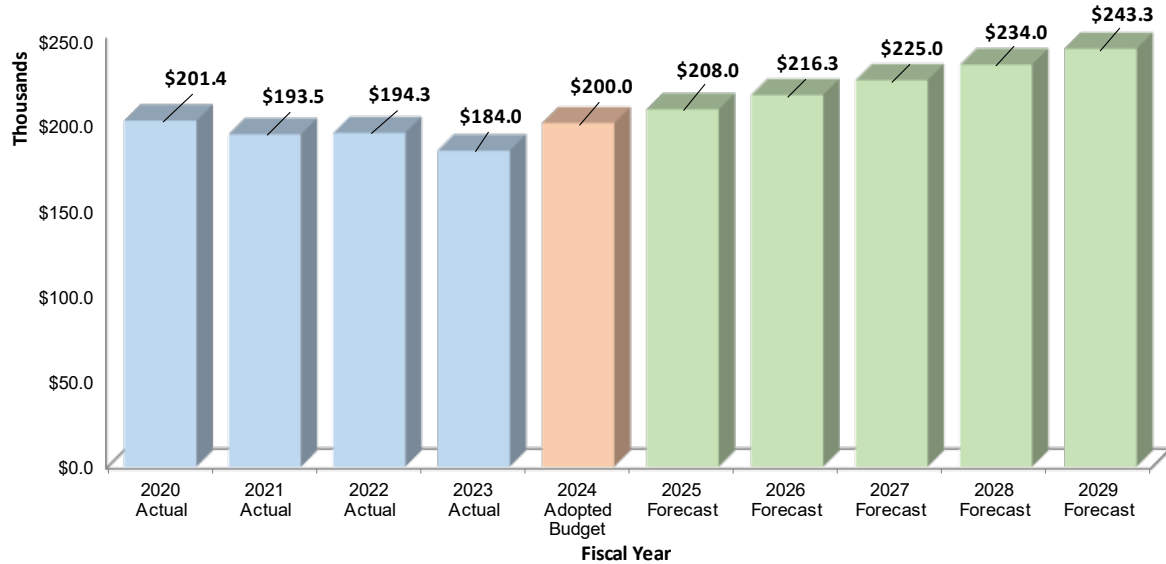
# INTERGOVERNMENTAL



## STATE REVENUE SHARING – FUEL TAX REFUNDS AND CREDITS (335-450)

**Description:**

This revenue is a refund for certain state motor fuel taxes paid by the City for fuel used in City vehicles. The refunded revenue is used to fund the construction, reconstruction, and maintenance of roads.



**Legal Authority:**

Florida Statutes Sections 206.41 (4)(d)-(e), 206.625, and 206.874 (4)

**Department:**

Finance

**Fiscal Capacity:**

This revenue will increase or decrease based on fuel and tax rates in addition to fuel usage in City of Fort Lauderdale owned vehicles.

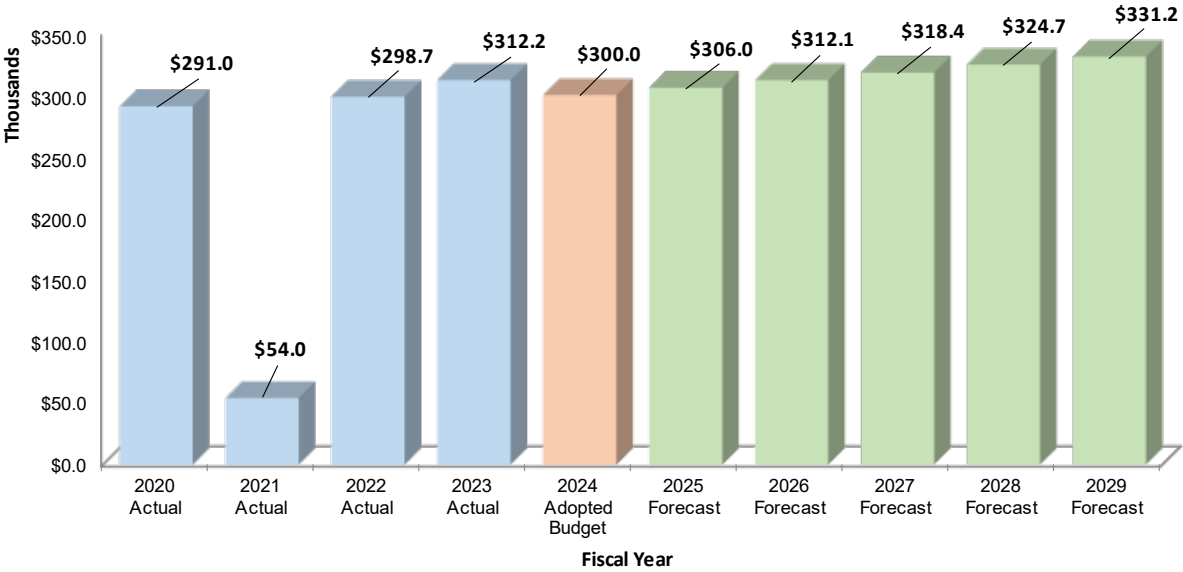
**Forecast Assumption(s):**

The forecast is based on the Fiscal Year 2024 budget with approximately 3.8% assumed increase in revenue.

# STATE REVENUE SHARING - ALCOHOLIC BEVERAGE LICENSE TAX (335-150)

**Description:**

This revenue is from license fees collected from manufacturers, distributors, and vendors that sell alcoholic beverages. A portion of the annual license tax levied by the State on manufacturers, distributors, vendors, brokers and importers of alcoholic beverages collected within a municipality is shared with local governments. Revenue is received from the State for the City's share of annual alcoholic beverage licensing fees. Currently, 38% of the license tax imposed and collected within the City is returned quarterly from the State of Florida.



**Legal Authority:**

Florida Statutes Section 561.342

**Department:**

Finance

**Fiscal Capacity:**

The licenses and fees associated with state alcoholic beverages are regulated by Florida State Statutes.

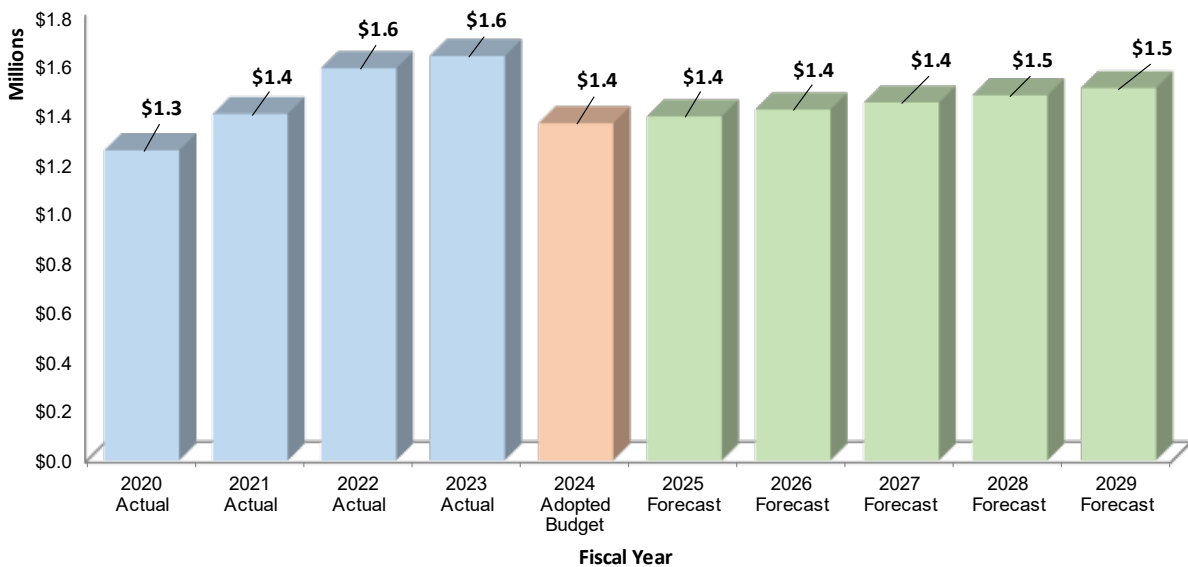
**Forecast Assumption(s):**

The forecast is adjusted annually and assumes a 2.0% increase in revenue.

# MUNICIPAL REVENUE SHARING PROGRAM - PROCEEDS (335-125)

**Description:**

The municipal revenue sharing program is administered by the Department of Revenue, and monthly distributions are made to eligible municipal governments. The program is comprised of state sales taxes, municipal fuel taxes, and state alternative fuel user decal fees that are collected and transferred to the Trust Fund. Funds derived from the municipal fuel tax on motor fuel can be used only for the purchase of transportation facilities and road and street rights-of-way; construction and maintenance of roads, streets, bicycle paths, and pedestrian pathways; and other allowable transportation-related expenses. The remainder is received as Sales Tax – Revenue Sharing.



**Legal Authority:**

Florida Statutes Chapter 206 Part I and Section 218 Part II

**Department:**

Finance

**Fiscal Capacity:**

To calculate the municipal sales tax collection factor, it is first necessary to allocate a share of the sales tax collected within a county to each of its respective municipalities. This allocation is derived on the basis of population. After that, an apportionment factor is calculated by the Department of Revenue for each eligible municipality using a formula consisting of the following equally weighted factors: the proportion of the City’s population to the total population of all eligible municipalities; the proportion of sales tax collected within the City to the total sales tax collected from all eligible municipalities; and the municipality’s relative ability to raise revenue.

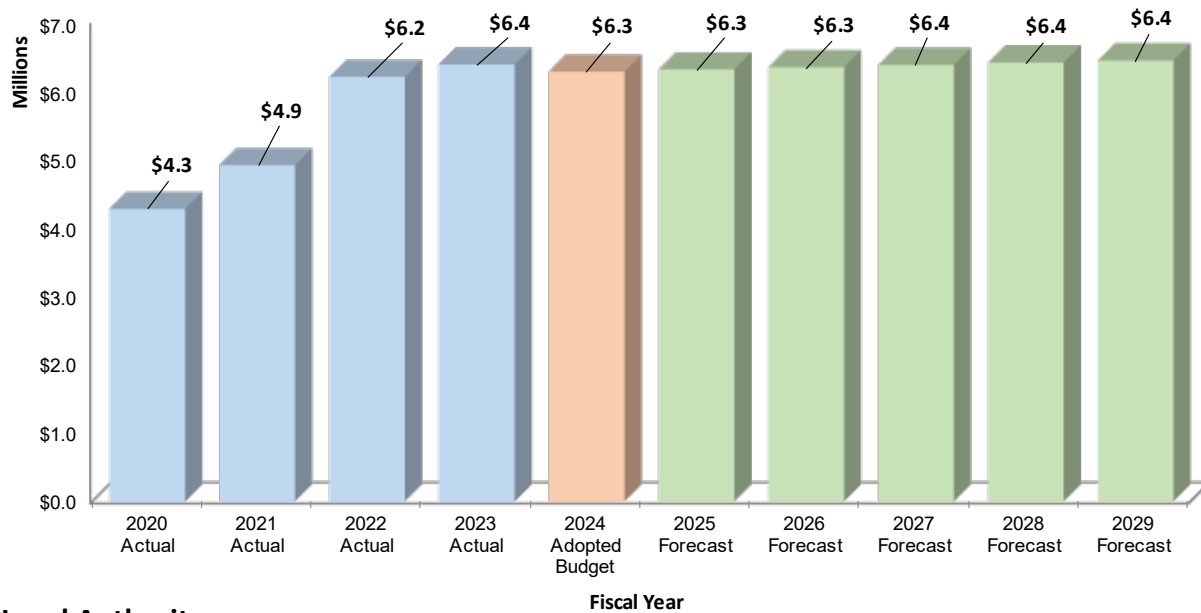
**Forecast Assumption(s):**

The forecast is adjusted annually by assumed population growth. The increase in price of fuel is assumed to be offset by volume reductions from increased fuel efficiency and alternatives.

# STATE REVENUE SHARING – DISTRIBUTION OF SALES AND USE TAXES (335-160)

**Description:**

The municipal revenue sharing program is administered by the Department of Revenue. Monthly distributions are made to eligible municipal governments. The program is comprised of state sales taxes, municipal fuel taxes, and state alternative fuel user decal fees that are collected. The remainder is received as Motor Fuel Tax – Revenue Sharing.



**Legal Authority:**

Florida Statutes Chapters 206, 212, 218 PART VI

**Department:**

Finance

**Fiscal Capacity:**

In order to calculate the municipal sales tax collection factor, it is first necessary to allocate a share of the sales tax collected within a county to each of its respective municipalities. This allocation is derived based on population. Once that is done, an apportionment factor is calculated by the Department of Revenue for each eligible municipality using a formula consisting of the following equally weighted factors: the proportion of the City’s population to the total population of all eligible municipalities; the proportion of sales tax collected within the City to the total sales tax collected from all eligible municipalities; and the municipality’s relative ability to raise revenue.

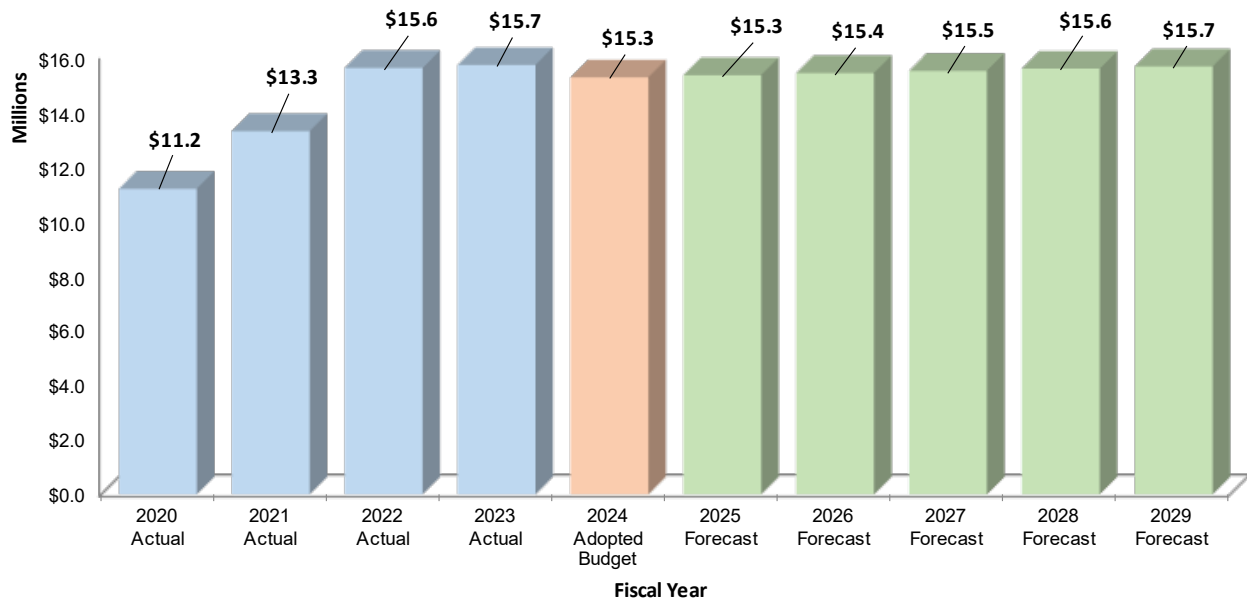
**Forecast Assumption(s):**

The forecast is adjusted 1.0% annually by assumed population growth, plus 10-year average increase in US CPI.

# STATE REVENUE SHARING – LOCAL GOVERNMENT HALF-CENT SALES TAX (335-180)

**Description:**

Authorized in 1982, this program generates the largest amount of revenue for local governments among the state-shared revenue sources currently authorized by the Legislature. Monies remitted by a sales tax dealer located within the county and transferred into the Trust Fund are earmarked for distribution to the governing body of that county and each municipality within that county. An allocation formula serves as the basis for distribution. The primary purpose of this revenue is to provide relief from ad valorem and utility taxes while providing counties and municipalities with revenue for local programs.



**Legal Authority:**

Florida Statutes Sections 202.18(2), 212.20(60) and 218.60-67

**Department:**

Finance

**Fiscal Capacity:**

The allocation factor for each municipal government is computed by dividing the municipality’s total population by the sum of the county’s total population plus two-thirds of the County incorporated population. Each municipality’s distribution is then determined by multiplying the allocation factor by the sales tax monies earmarked for distribution within its respective county. An increase in the City of Fort Lauderdale’s population or eligible countywide sales would result in an increase in this revenue for the City.



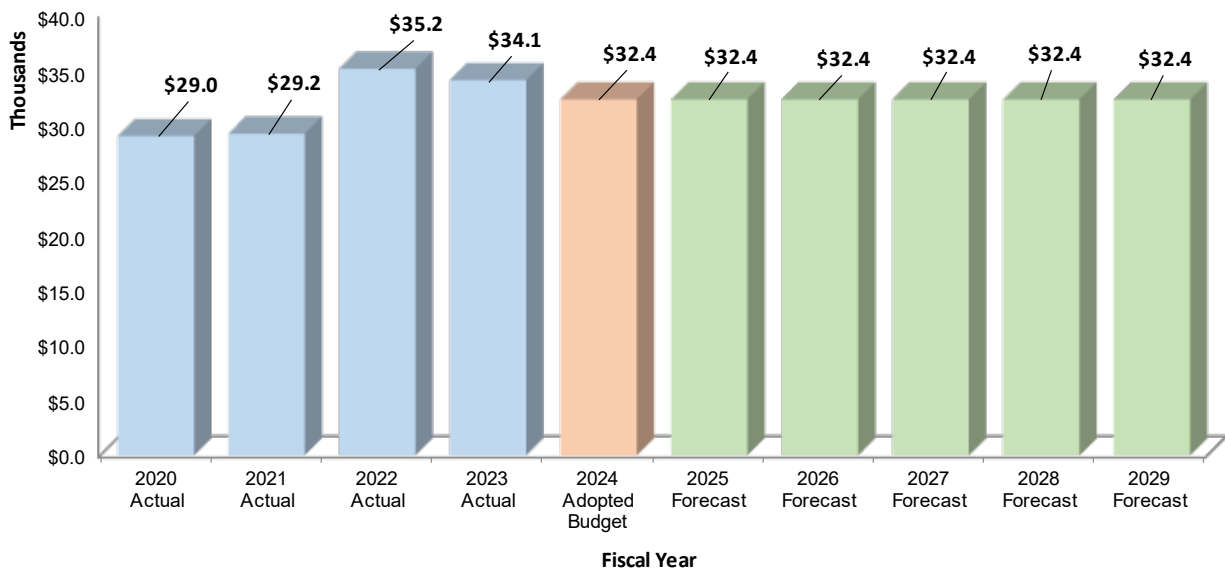
**Forecast Assumption(s):**

The forecast is adjusted 0.5% annually by assumed population growth, plus 10-year average increase in US CPI.

## STATE REVENUE SHARING - MOBILE HOME LICENSE TAX (335-140)

**Description:**

Counties, municipalities, and school districts receive proceeds from an annual license tax levied on all mobile homes and park trailers, and on all travel trailers and fifth-wheel trailers exceeding 35 feet in body length. Licenses vary from \$20 to \$80 depending upon the length of the mobile home. Currently, \$1.50 of this fee is retained by the State for its general fund. The mobile home relocation trust fund receives \$1.00 and the remaining proceeds are divided 50/50 between the County and the school board. The County’s portion is then divided amongst the cities within its limits.



**Legal Authority:**

Florida Statutes Sections 320.01, 320.015, 320.04, and 320.08

**Department:**

Finance

**Fiscal Capacity:**

These fees are collected for mobile homes in lieu of property taxes. The fees are set by the State of Florida under Chapter 320, the motor vehicles chapter of the State Statutes.

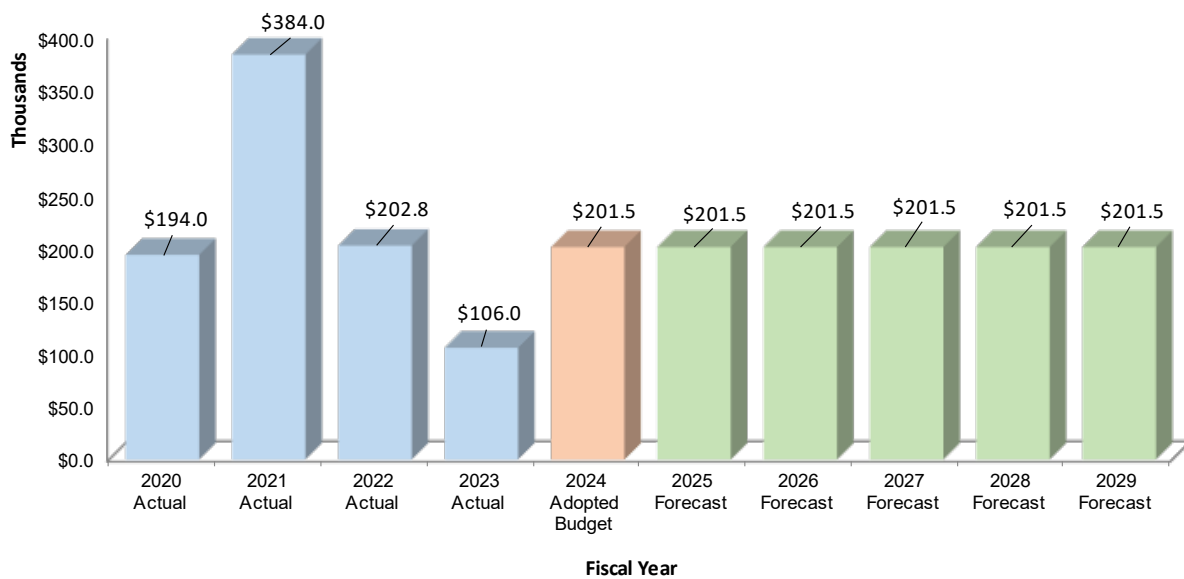
**Forecast Assumption(s):**

The forecast is based on the historic actuals no assumed increases in revenue.

# STATE REVENUE SHARING - FIREFIGHTER SUPPLEMENTAL COMPENSATION (335-210)

**Description:**

Florida State statutes 633.422 provides for supplemental compensation to be paid to firefighters who attain an Associates or Bachelors degree applicable to fire department duties. This supplemental pay is administered by the employing agency, the City of Fort Lauderdale. This supplemental pay is funded from the Supplemental Compensation Trust Fund based on reports that the City submits regarding payments made on March 31, June 30, September 30, and December 31 of each year.



**Legal Authority:**

Florida Statutes Section 633.422

**Department:**

Finance

**Fiscal Capacity:**

The supplemental compensation is set by Florida Statutes. These revenues are reimbursements for supplemental pay that the City of Fort Lauderdale pays to eligible firefighters. The revenues will always be offset by a commensurate increase in expenses.

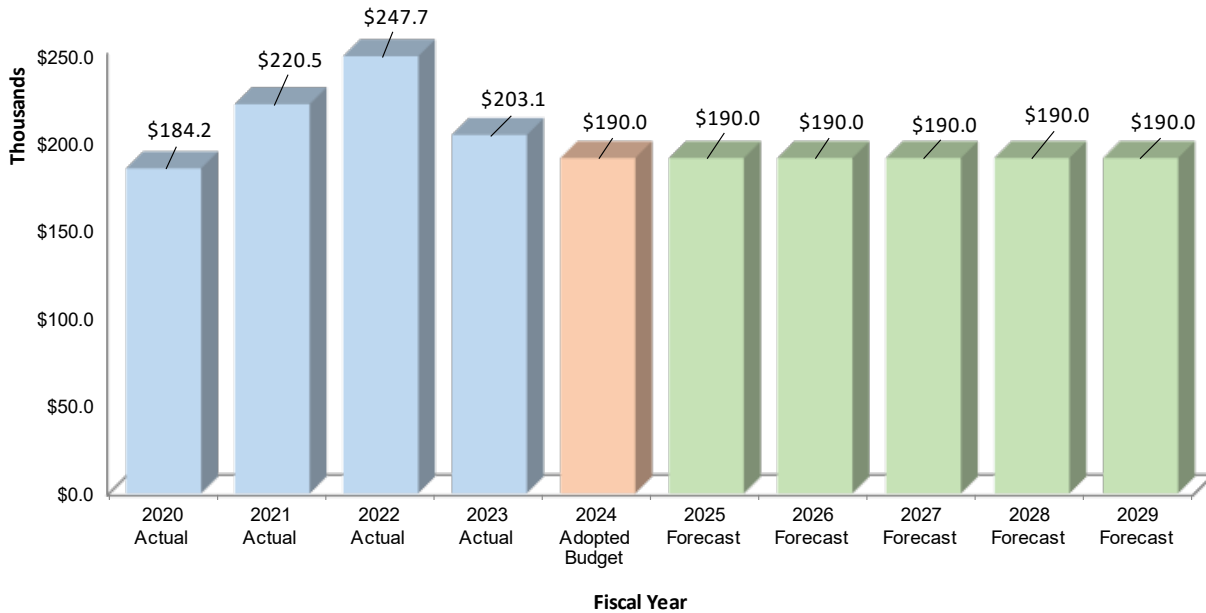
**Forecast Assumption(s):**

The forecast is based on the Fiscal Year 2024 budget with no assumed increases in revenue.

## COUNTY SHARED OCCUPATIONAL LICENSES - LOCAL GOVERNMENT UNIT GRANT – GENERAL GOVERNMENT (337-100)

**Description:**

This revenue is generated from Broward County Business Tax receipts. Revenues are disbursed by a ratio derived by dividing each municipality’s population by the population of the county.



**Legal Authority:**

Florida Statutes Section 205.0536

**Department:**

Finance

**Fiscal Capacity:**

An increase in the number of businesses or the population in Fort Lauderdale will increase the amount of revenue received from Broward County.

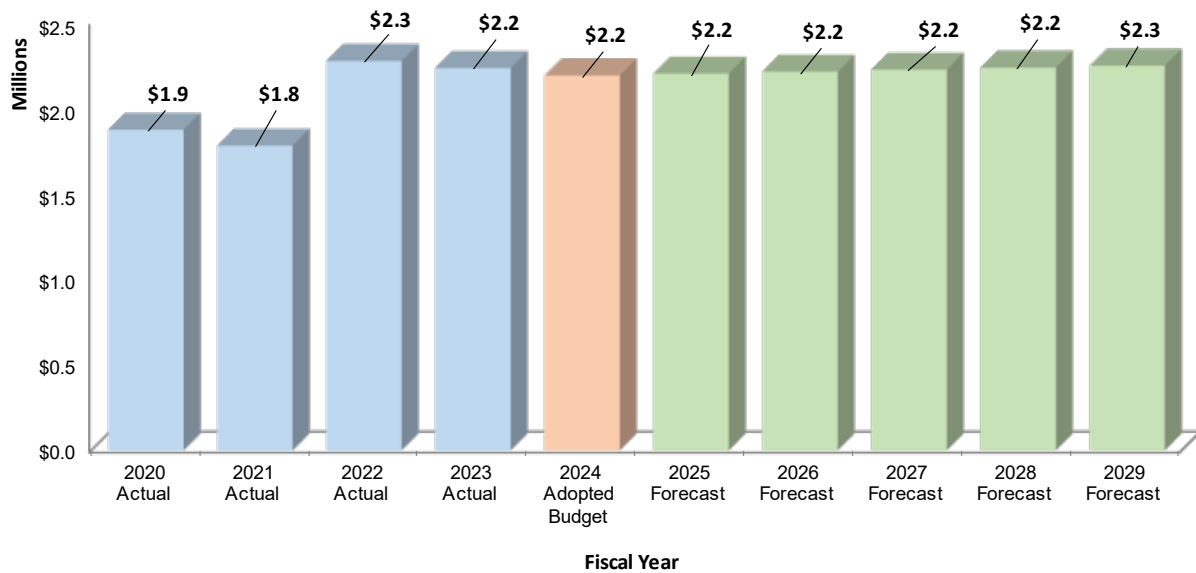
**Forecast Assumption(s):**

The forecast is increased annually based on assumed growth.

## COUNTY-SHARED GAS TAX (337-402)

**Description:**

County governments are authorized to levy up to 12 cents of local option fuel taxes in the form of three separate levies. The first is a tax of 1 cent on every net gallon of motor and diesel fuel sold within a County. The second is a tax of 1 to 6 cents on every net gallon of motor and diesel fuel sold within a County. The third is a 1 to 5 cents levy upon every net gallon of motor fuel sold within a County. However, diesel fuel is not subject to this tax. Proceeds may be used to fund transportation expenditures. In Broward County, the revenue is collected and distributed using a population-based formula.



**Legal Authority:**

Florida Statutes Sections 206.41(1)(e), 206.87(1), and 336.025

**Department:**

Finance

**Fiscal Capacity:**

This revenue is distributed to the City through an Inter-local agreement with the County. The formula for distribution to municipalities is based on population. An increase in the amount of motor fuel sold in Broward County and/or an increase in the City of Fort Lauderdale’s population relative to growth in other portions of the county would result in an increase in this revenue for the City.

**Forecast Assumption(s):**

The forecast is increased 0.5% annually based on assumed population and tourism growth.



# CHARGES FOR SERVICES

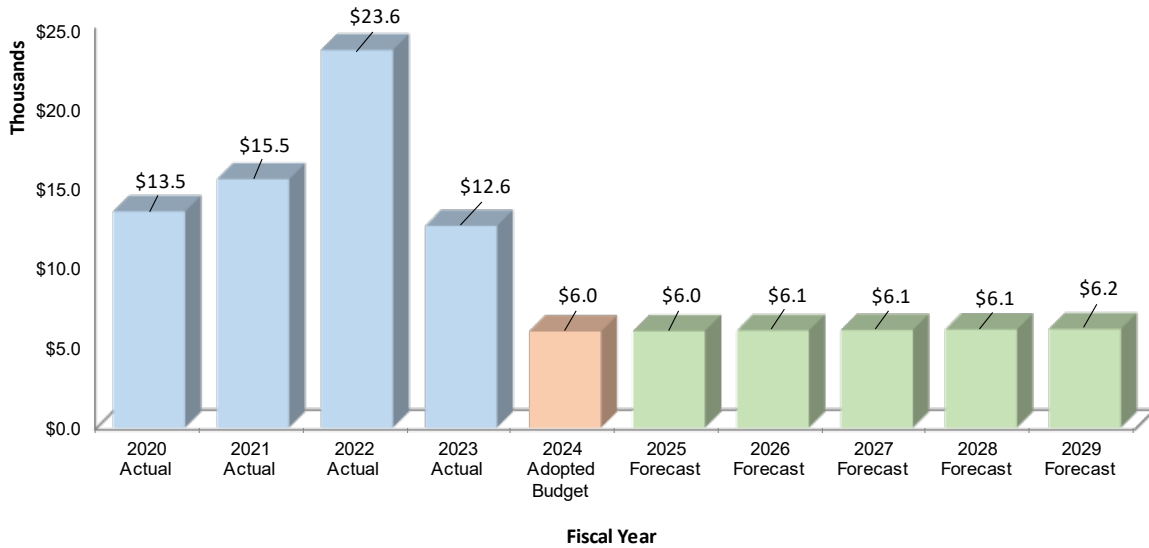




## CITY CLERK FEES (341-901)

**Description:**

This fee is assessed on all public record requests from the City Clerk’s Office. The charge is \$0.15 per page for hard copies. Certified report requests are \$1 per copy.



**Legal Authority:**

Florida Statutes Sections 119.07 (4) (A) 1, 2 and 3 (B) and (C)

**Charter Office:**

City Clerk’s Office

**Fiscal Capacity:**

According to Florida Statutes, a municipality can charge a \$1 fee per copy for a certified copy of a public record and an additional \$0.15 per one-sided copy for duplicated copy. For a double-sided copy, an agency can charge no more than an additional \$0.05.

**Forecast Assumption(s):**

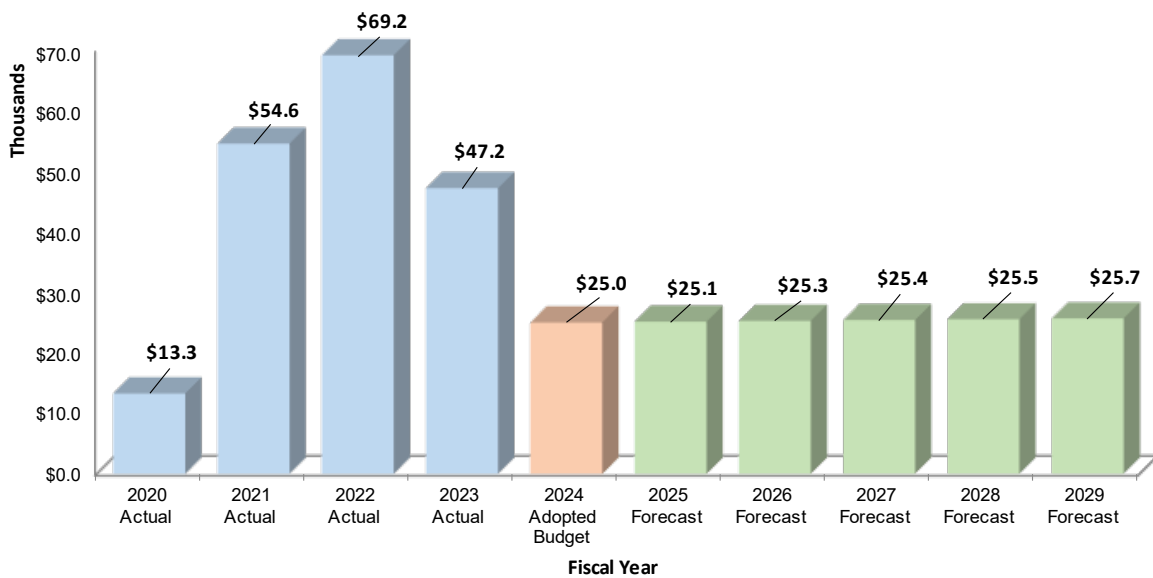
The forecast is based on the Fiscal Year 2024 budget with no assumed increases in revenue.

## BOARD OF ADJUSTMENT FEES (341-900 – DSD004)

**Description**

Revenue is collected from application fees for items that are reviewed by the Board of Adjustment Committee. The purpose of this committee is to hear, determine, and decide appeals and reviewable interpretations, applications or determinations made by administrative officials in the enforcement of the Unified Land Development Regulations. The fees listed below are as of Fiscal Year 2024.

| Description  | Cost     |
|--|----------|
| Board of Adjustment - Variance/Special Exception/Interpretation: Before  | \$ 2,968 |
| Board of Adjustment - Variance/Special Exception/Interpretation: After   | \$ 2,332 |
| Variance/Special Exception/Interpretation (Before): Residential (Homesteaded Only) Accessory Structures & Existing Non-Conforming Structures | \$ 689   |
| Variance/Special Exception/Interpretation (After): Residential (Homesteaded Only) Accessory Structures & Existing Non-Conforming Structures  | \$ 901   |
| Board of Adjustment - Request for continuance  | \$ 954   |
| Board of Adjustment – Request for Rehearing  | \$ 318   |
| Board of Adjustment – Rehearing Request before the board   | \$ 1,219 |



**Legal Authority:**

Unified Land Development Regulations (UDLR) section 47-24.1

**Department:**

Development Services

**Fiscal Capacity:**

The fee assessed to Board of Adjustments applicants are a part of the revised fee schedule approved by the Fort Lauderdale City Commission in 2023. City Commission approval would be required to increase the fee schedule.

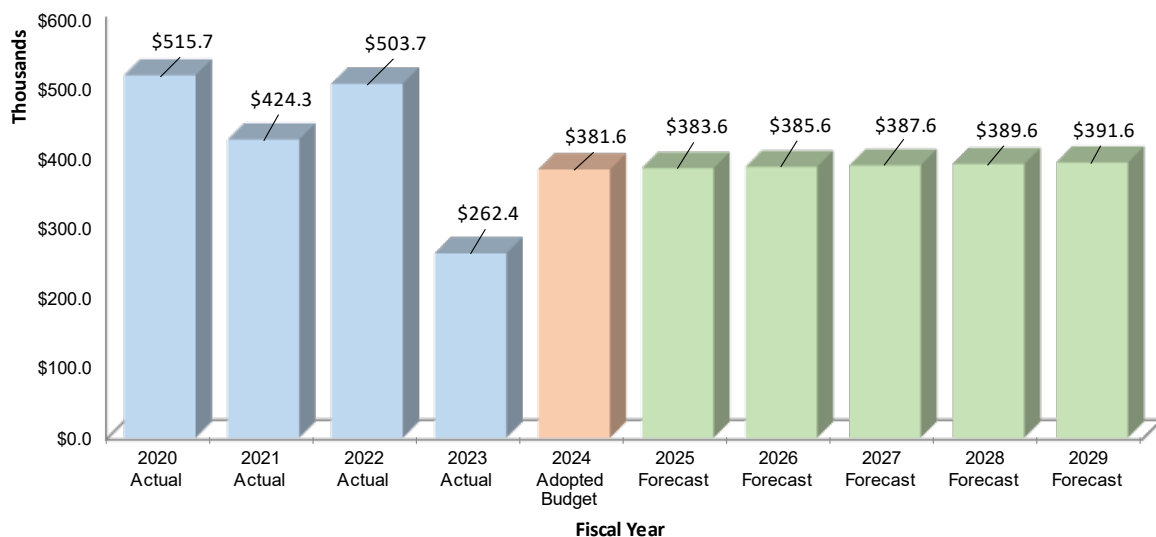
**Forecast Assumption(s):**

The forecast is based on the Fiscal Year 2024 budget with no assumed increases in revenue.

## PERMITS/MISCELLANEOUS ENGINEERING CHARGES (341-900 – DSD006)

**Description**

A nominal fee is charged to developers and property owners for modifications or improvements that would impact the City’s public facilities such as right-of-ways, traffic patterns, or utility infrastructure. The fee covers engineering permits, plan reviews, and inspections to ensure the plans comply with the City’s engineering codes. This requirement must be met before plans are submitted to the Development Review Committee (DRC).



**Legal Authority:**

City of Fort Lauderdale Municipal Ordinance Chapter 9, C-10-30

**Department:**

Development Services

**Fiscal Capacity:**

City Commission approval would be required to increase the fee schedule.

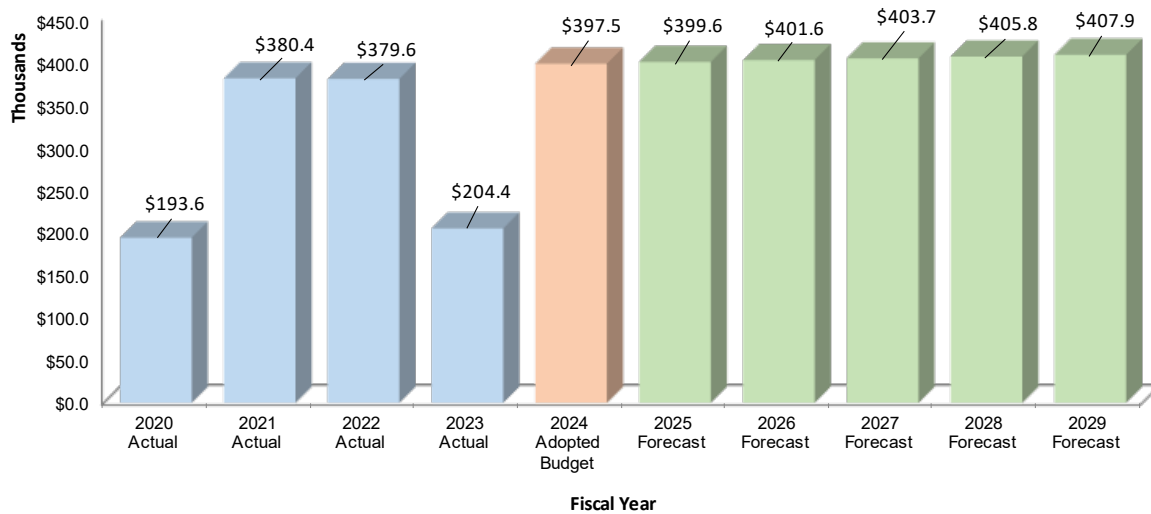
**Forecast Assumption(s):**

The forecast is based on the Fiscal Year 2024 budget with no assumed increases in revenue.

## DEVELOPMENT REVIEW FEES (341-900 – DSD012)

**Description:**

Development review fees are assessed to applicants for development review. The current fee schedule was adopted by Fort Lauderdale Commission in September 2022. Applications are reviewed by the Development Review Committee, Planning and Zoning Board and City Commission.



**Legal Authority:**

City of Fort Lauderdale, Ordinance No. C-22-33  
Unified Land Development Regulations (UDLR) Section 47-24.1

**Department:**

Development Services

**Fiscal Capacity:**

In 2022, Fort Lauderdale City Commission approved the revision of the fee schedule for development applications. City Commission approval would be required to increase the fee schedule.

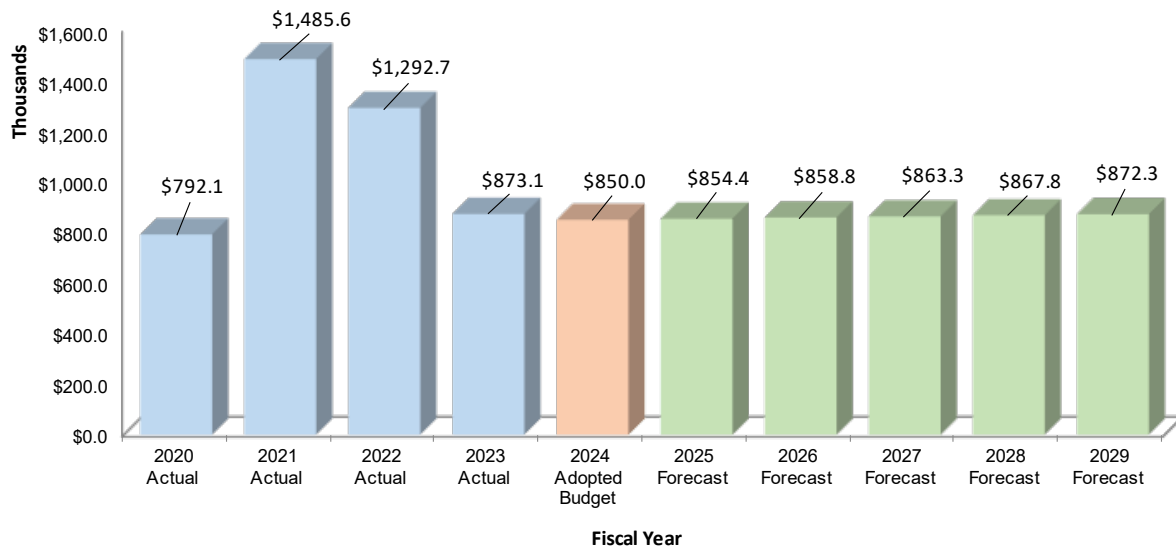
**Forecast Assumption(s):**

The Fiscal Year 2024 budget is adjusted annually by assumed growth, plus any assumed increases in charges.

## LIEN RESEARCH FEES - OTHER GENERAL GOVERNMENT CHARGES AND FEES (341-900 – FIN020)

**Description:**

This is an administrative fee collected for services associated with a lien research. The fee is charged for City services furnishing information regarding unpaid utility bills, special assessments, code enforcement actions, or any other revenues due. The charge is set at \$75 for a standard response or \$125 for an expedited response.



**Legal Authority:**

City of Fort Lauderdale Municipal Ordinance C-15-03

**Department:**

Finance

**Fiscal Capacity:**

City Commission approval would be required to increase the fee schedule.

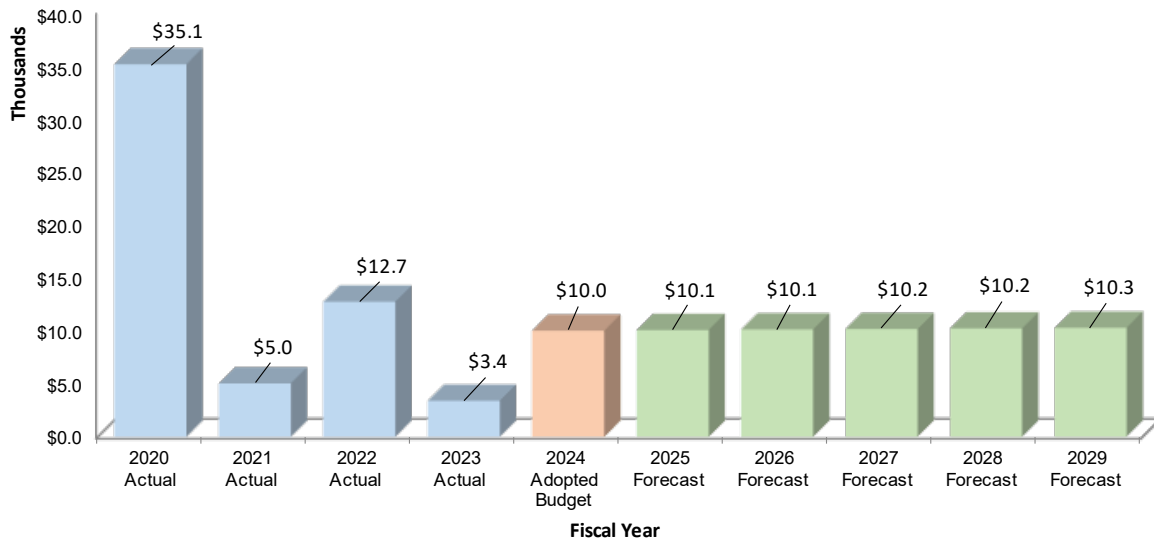
**Forecast Assumption(s):**

The forecast is increased annually based on assumed growth.

## OTHER BUILDING FEES (341-900; DSD024)

**Description:**

These cost recovery fees are collected from customers for plan examinations, new construction inspections, periodic fire inspections, and training and educational fees.



**Legal Authority:**

City of Fort Lauderdale Municipal Ordinances C-10-30, C-12-47, Section 9-48, and Section 9-50.

**Department:**

Development Services

**Fiscal Capacity:**

City Commission approval would be required to increase the fee schedule.

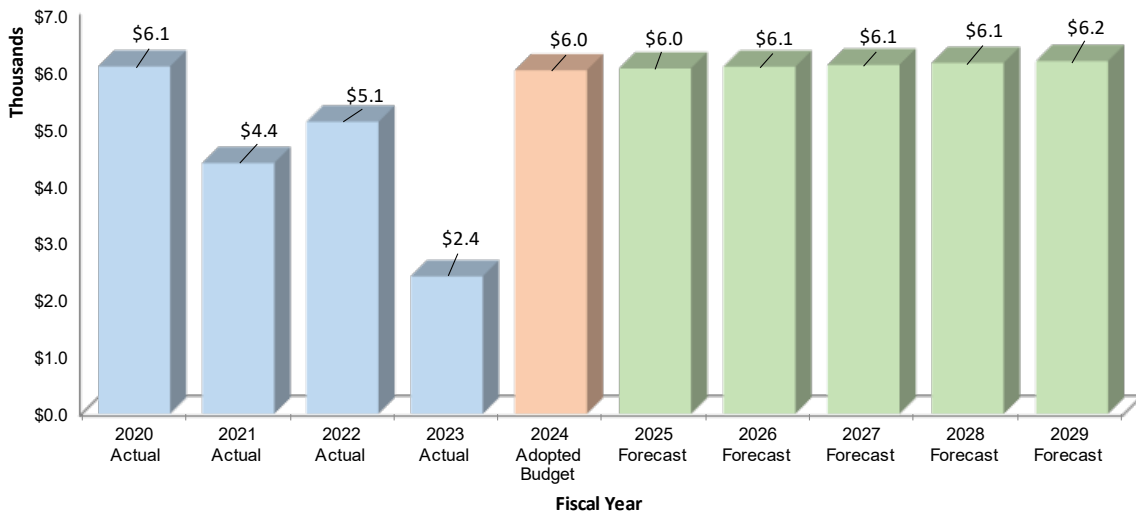
**Forecast Assumption(s):**

The forecast is based on the Fiscal Year 2024 budget with no assumed increases in revenue.

## PHOTOCOPIES AND PRINT SALES (341-900; FIN028)

**Description:**

This fee is assessed for all public record requests. The charge is \$0.15 per page for hard copies. All certified report requests are \$1.00 per copy. These fees are collected in various departments throughout the City.



**Legal Authority:**

Florida Statutes Section 119.07 (4) (A) 1, 2 and 3 (B) and (C)

**Department:**

Finance

**Fiscal Capacity:**

According to Florida Statutes, a municipality can charge a \$1 fee per copy for a certified copy of a public record and an additional \$0.15 per one-sided copy for duplicated copy. For a double-sided copy, an agency can charge no more than an additional \$0.05.

**Forecast Assumption(s):**

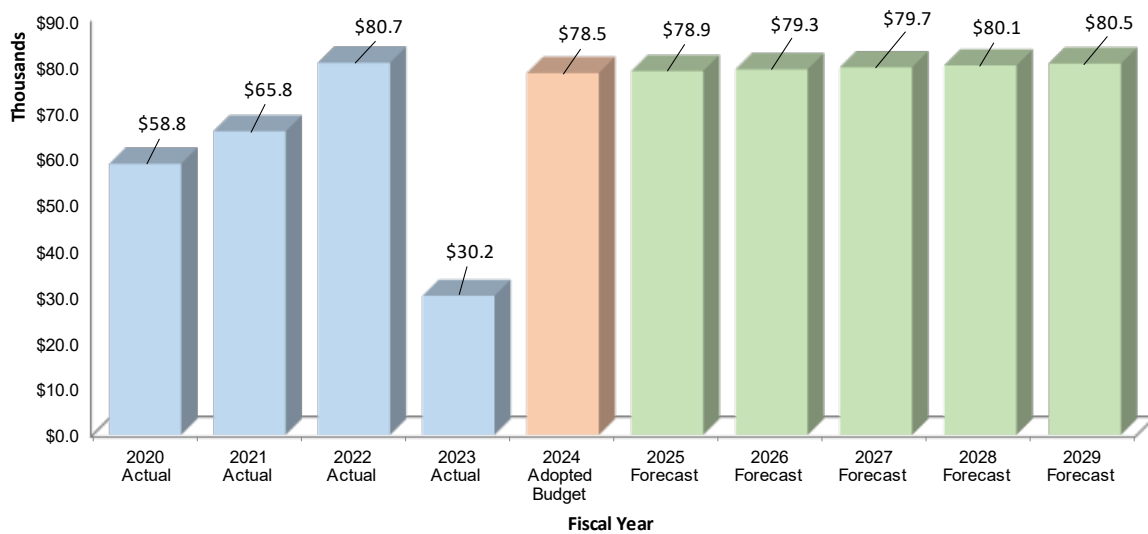
The forecast is based on the Fiscal Year 2024 budget adjusted annually by assumed growth.



## PLANNING AND ZONING FEES (341-900; DSD030)

**Description:**

This revenue is generated from fees assessed to applicants with planning and zoning needs. Applications are reviewed by the Development Review Committee, Planning and Zoning Board and City Commission. Applicants are assessed an initial application fee or a list of fees based on service needs. The current rates are based on the fee schedule outlined on the Urban Design and Planning Division development application.



**Legal Authority:**

City of Fort Lauderdale, Ordinance C-22-33  
Unified Land Development Regulations (UDLR) Section 47-24.1

**Department:**

Development Services

**Fiscal Capacity:**

In 2022, Fort Lauderdale City Commission approved the revision of the fees assessed to neighbors who submit Urban Design and Planning Division development applications to the Planning and Zoning Board. City Commission approval would be required to increase the fee schedule.

**Forecast Assumption(s):**

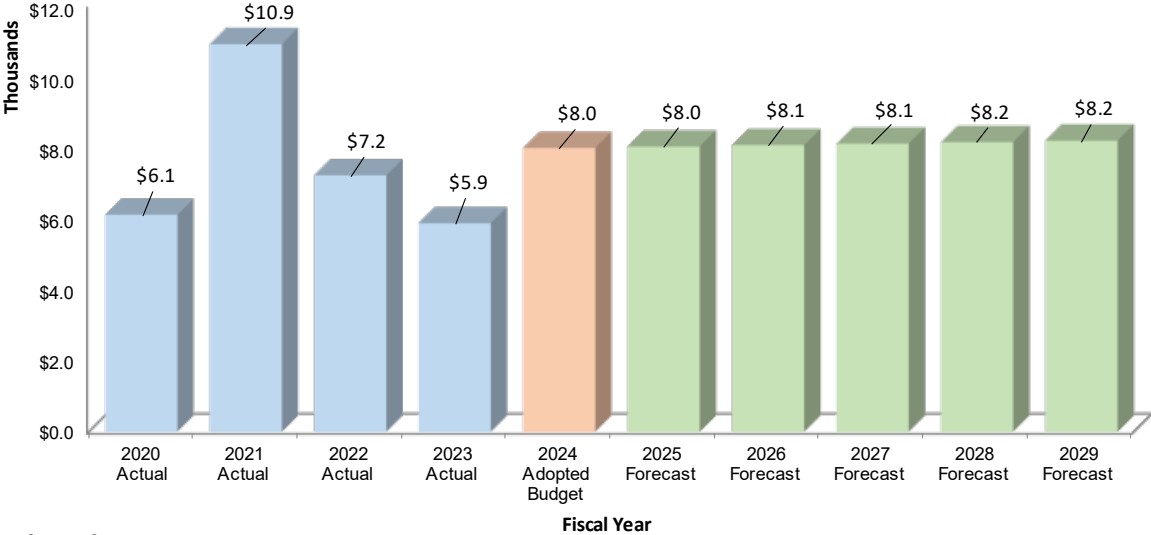
The forecast is based on the Fiscal Year 2024 budget adjusted annually by assumed growth.

# HISTORIC PRESERVATION BOARD

*(341-900; DSD031)*

**Description:**

This revenue is generated from fees for demolitions or remodeling in the Historic Sailboat Bend district and Historic Landmark Designations. The fees vary based on the size and scope of the requested project.



**Legal Authority:**

Unified Land Development Regulations (UDLR) Section 47-24.1

**Department:**

Development Services

**Fiscal Capacity:**

In 2010, Fort Lauderdale City Commission approved the revision of the fees assessed to neighbors who submit Urban Design and Planning Division development applications for historic preservation. City Commission approval would be required to increase the fee schedule.

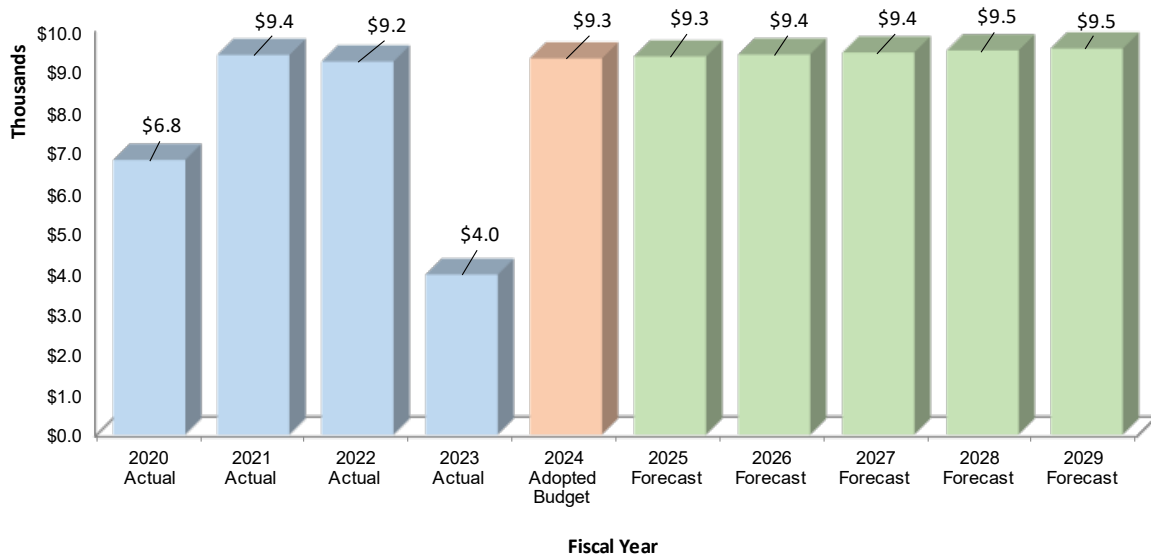
**Forecast Assumption(s):**

The is based on the Fiscal Year 2024 budget with no assumed increases in revenue.

## DISHONORED CHECK FEES (341-900; FIN032)

**Description:**

This revenue comes from fees assessed to neighbors, in lieu of prosecution, for the issuance of a bad check. Checks written that do not exceed \$50 are assessed a \$25 fee. Checks written for more than \$50 but less than \$300 are assessed a \$30 fee. Checks written for more than \$300 are assessed a \$40 fee.



**Legal Authority:**

Florida Statutes Section 832.08 (5) (a), (b), and (c)

**Department:**

Finance

**Fiscal Capacity:**

The fees assessed for returned checks are assessed at maximum capacity according to Florida State Statutes.

**Forecast Assumption(s):**

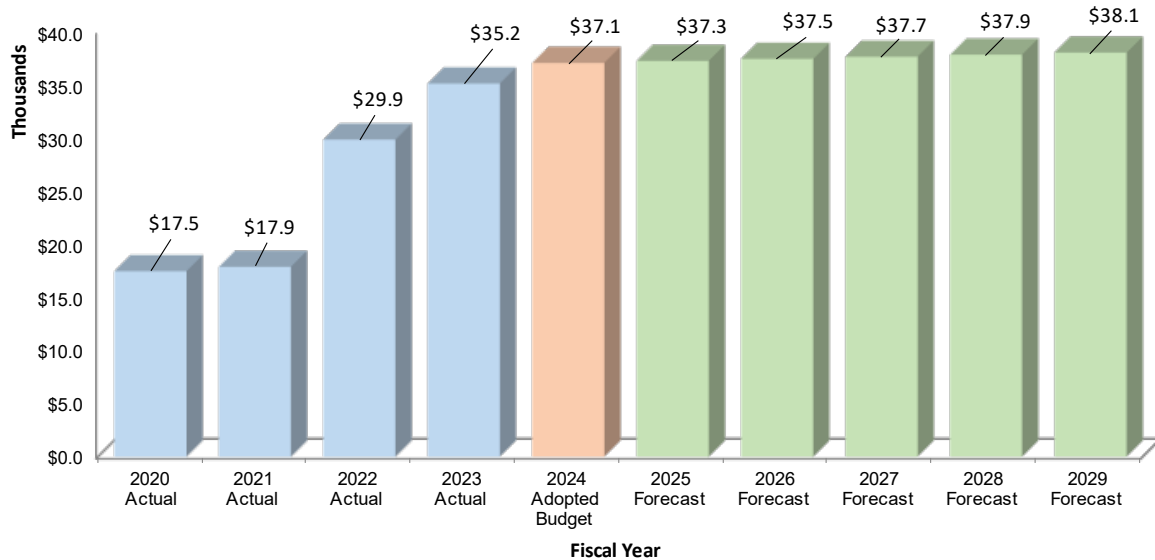
The forecast is based on the Fiscal Year 2024 budget with no assumed increases in revenue.

# CITY COMMISSION DEVELOPMENT REVIEW

## (341-900; DSD033)

**Description:**

These fees are assessed to applicants for the City Commission Development Review. The application process includes assessment of fees for development permits and a Final Development Review Committee (DRC) fee.



**Legal Authority:**

City of Fort Lauderdale, Ordinance C-22-33  
 Unified Land Development Regulations (UDLR) section 47-24.1

**Department:**

Development Services

**Fiscal Capacity:**

In 2022, Fort Lauderdale City Commission approved the revision of fees assessed to neighbors who submit Urban Design and Planning Division development applications. City Commission approval would be required to increase the fee schedule.

**Forecast Assumption(s):**

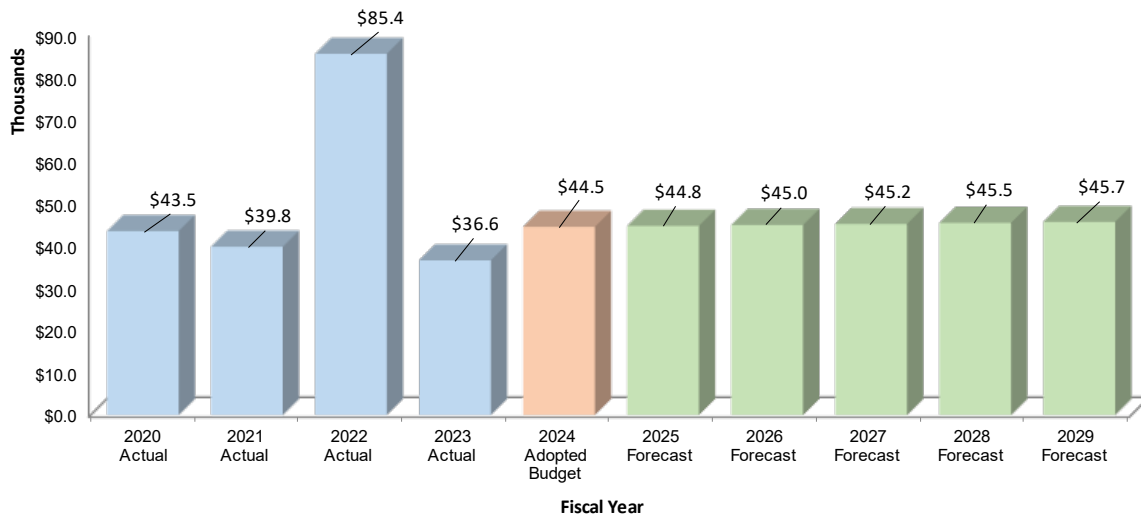
The forecast is based on the Fiscal Year 2024 budget adjusted annually by assumed growth, plus any assumed increases in charges.

## FINAL DEVELOPMENT REVIEW COMMITTEE (329-100; DSD035)

**Description:**

These are fees assessed to applications that are forwarded to the City Commission for final review. The fee varies based on the nature of the application. The Development Review Committee (DRC) is made up of City staff representing various City departments and divisions who provide input regarding development applications subject to the development review provision of the City’s code.

| <u>Type of Review</u>                                   | <u>Fee</u> | <u>Type of Review</u> | <u>Fee</u> |
|---|------------|-----------------------|------------|
| Planned Development District & Planned Unit Development | \$ 4,800   | Plat                  | \$ 450     |
| Site Plan Level IV                                      | \$ 2,400   | Easement Vacation     | \$ 600     |
| Site Plan Level III                                     | \$ 2,600   | Right of Way Vacation | \$ 600     |
| Site Plan Level II                                      | \$ 2,200   |                       |            |
| Site Plan Level II for RAC                              | \$ 2,400   |                       |            |



**Legal Authority:**

City of Fort Lauderdale, Ordinance C-22-33  
Unified Land Development Regulations (UDLR) section 47-24.1

**Department:**

Development Services

**Fiscal Capacity:**

In 2022, Fort Lauderdale City Commission approved the revision of fees assessed to neighbors who submit Urban Design and Planning Division development applications. City Commission approval would be required to increase the fee schedule.

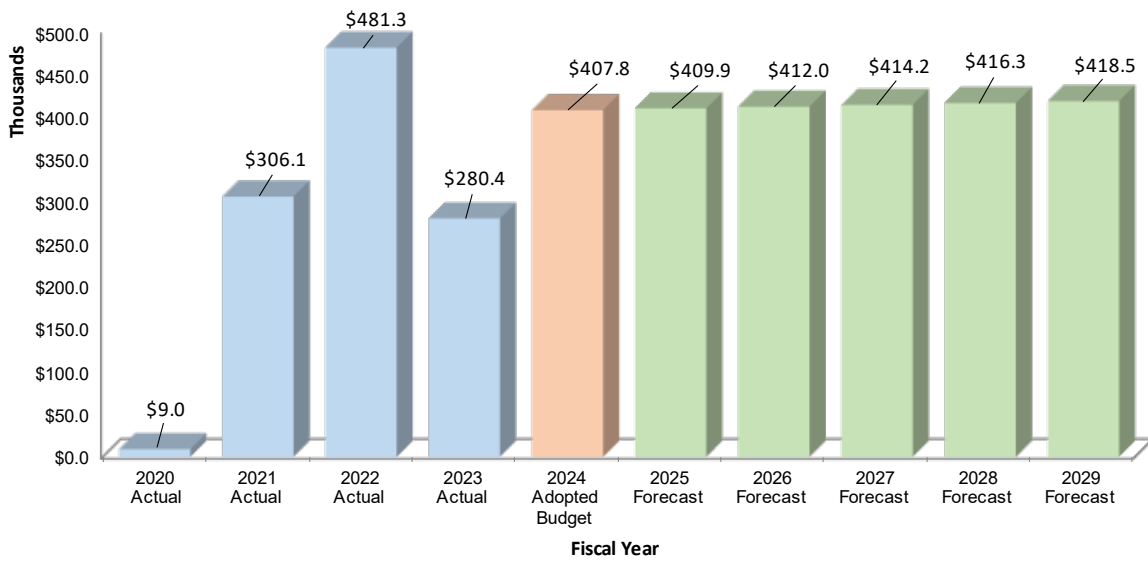
**Forecast Assumption(s):**

The forecast is based on the Fiscal Year 2024 budget adjusted annually by assumed growth.

## ENGINEERING INSPECTION FEES (329-100; DSD037)

**Description:**

These fees are flat rate hourly fees the City charges contractors and engineering permit developers for overtime hours needed for City Inspectors to work on their projects. The time worked is tracked through time tickets for overtime needed. Engineering staff process all invoices for these charges. The City is charging the “actual cost” overtime rate for the respective inspector.



**Legal Authority:**

City of Fort Lauderdale construction manual section 8.10  
 City of Fort Lauderdale Municipal Ordinances C-20-29, Section 25-325

**Department:**

Development Services

**Fiscal Capacity:**

This revenue is driven by contractor demand and it is offset by a commensurate increase in overtime expenses to the City under the current chargeback structure.

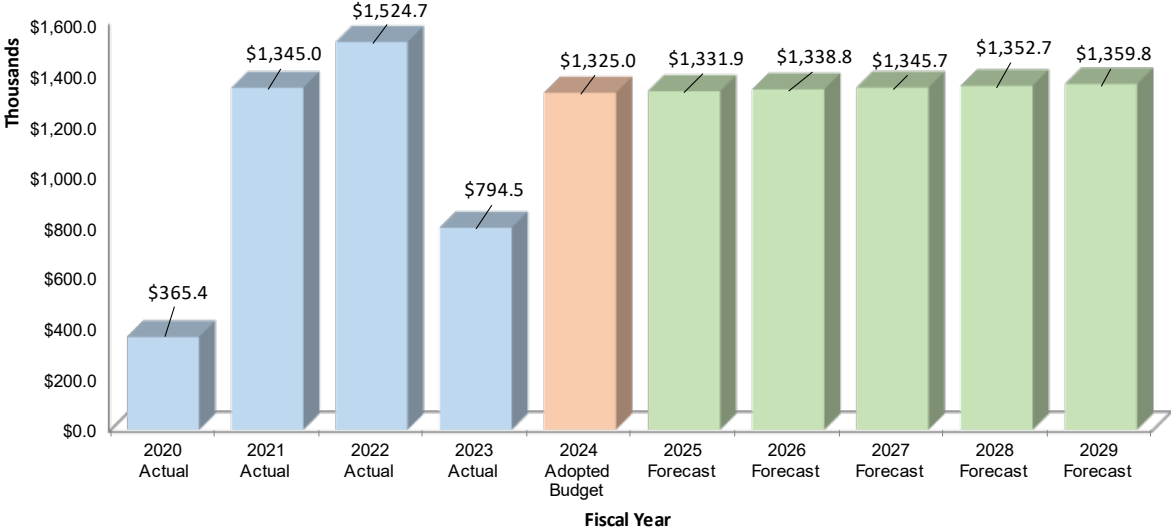
**Forecast Assumption(s):**

The forecast is based on the Fiscal Year 2024 budget adjusted annually by assumed growth, plus any assumed increases in charges.

# ZONING REVIEW (329-101)

**Description:**

This revenue originates from fees assessed to Zoning Review applicants. The fee assessed for Zoning Plan Review and Inspection Services is \$212.



**Legal Authority:**

Unified Land Development Regulations (UDLR) section 47-24.1; C-23-180

**Department:**

Development Services

**Fiscal Capacity:**

The fee assessed to zoning review and inspection applicants are a part of the revised fee schedule approved by Fort Lauderdale City Commission in 2023. City Commission approval would be required to increase the fee schedule.

**Forecast Assumption(s):**

The forecast is based on the Fiscal Year 2024 budget adjusted annually by assumed growth, plus any assumed increases in charges.



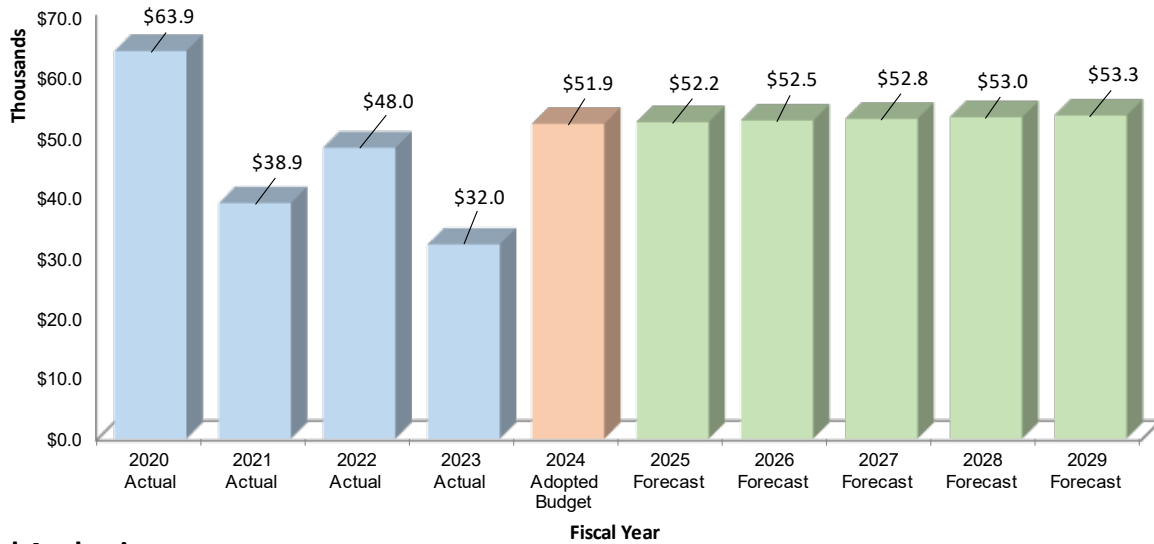
# ADMINISTRATIVE REVIEW

## (341-900; DSD043)

**Description:**

Administrative review fees are cost associated with an in-house review of a new or existing project. The administrative review fees vary based on the size of the project.

|  |                  |
|--|------------------|
| Plan Note Amendment  | \$ 636           |
| Site Plan Level 1  | \$ 1,590         |
| Change of Use (Same or lesser impact and satisfy parking)                  | \$ 1,590 - 2,915 |
| Amended Development Review Committee Site Plan Level II                    | \$ 1,908         |
| Amended Development Review Committee Site Plan Level III or IV (<5%)       | \$ 2,650         |
| Amended Development Review Committee Site Plan >5% (Planning/Zoning Board) | \$ 3,763         |
| Amended Development Review Committee Site Plan >5% Level IV (CC)           | \$ 3,975         |



**Legal Authority:**

Unified Land Development Regulations (UDLR) section 47-24.1; C-23-180

**Department:**

Development Services

**Fiscal Capacity:**

The fee assessed for administrative review applicants are a part of the revised fee schedule approved by Fort Lauderdale City Commission in 2023. City Commission approval would be required to increase the fee schedule.

**Forecast Assumption(s):**

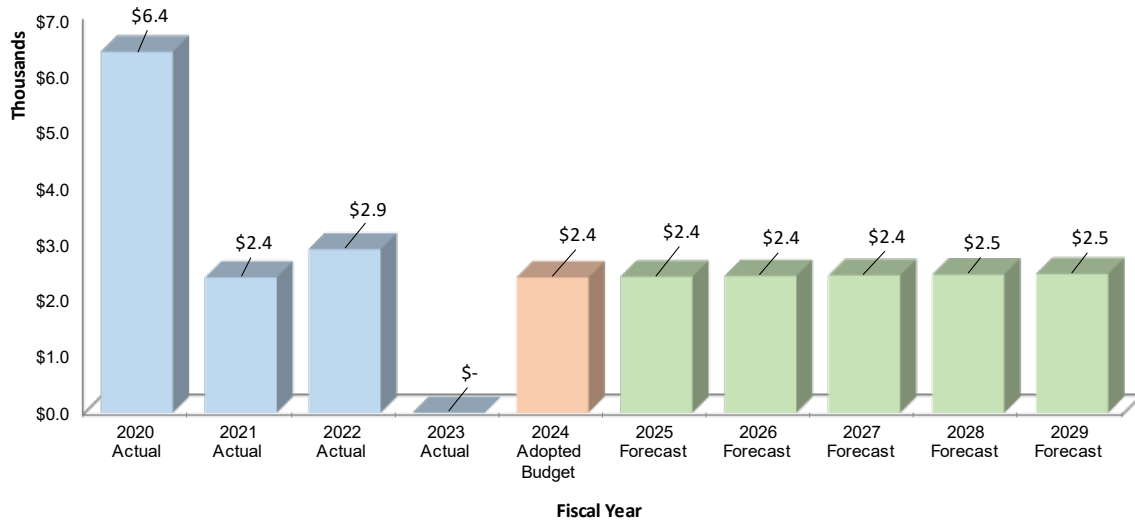
The forecast is based on the Fiscal Year 2024 budget adjusted annually by assumed growth, plus any assumed increases in charges.

# ALARM MONITOR REGISTRATION FEES

(342-100; POL050)

**Description:**

This annual registration fee of \$100 is charged to alarm companies that monitor alarms installed in properties within city limits. Upon installation, the alarm user is responsible for having the alarm system registered with the city and obtaining an alarm certificate in accordance with the local ordinance.



**Legal Authority:**

City of Fort Lauderdale Municipal Ordinance Section 4-3

**Department:**

Police Department

**Fiscal Capacity:**

City Commission approval would be required to increase the fee schedule.

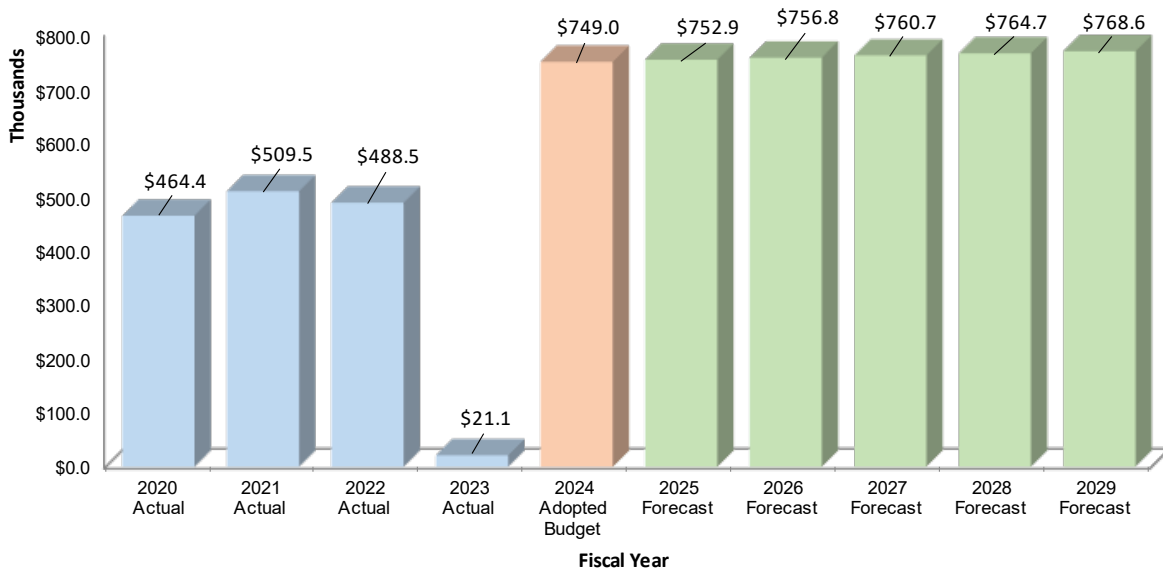
**Forecast Assumption(s):**

The forecast is based on the Fiscal Year 2024 budget adjusted annually by assumed growth, plus any assumed increases in charges.

## ALARM RESPONSE FEES (342-100; POL051)

**Description:**

These service charges are for the cost of the Police Department’s response to alarms. For Fort Lauderdale neighbors, the first call is at no charge, the 2<sup>nd</sup> response is \$75, 3<sup>rd</sup> response is \$100, the 4<sup>th</sup> and 5<sup>th</sup> responses are \$200 and any response thereafter within a 12-month period is \$120. For non-residents (businesses), the first response is free, the 2<sup>nd</sup> \$125, the 3<sup>rd</sup> is \$175, the 4<sup>th</sup> is \$225, the 5<sup>th</sup> response \$425, and any thereafter within a 12-month period are \$190. Current year estimates are based on the amount billed, not on actual funds received.



**Legal Authority:**

City of Fort Lauderdale Municipal Ordinance Section 4-9, C-22-59

**Department:**

Police Department

**Fiscal Capacity:**

City Commission approval would be required to increase the fee schedule.

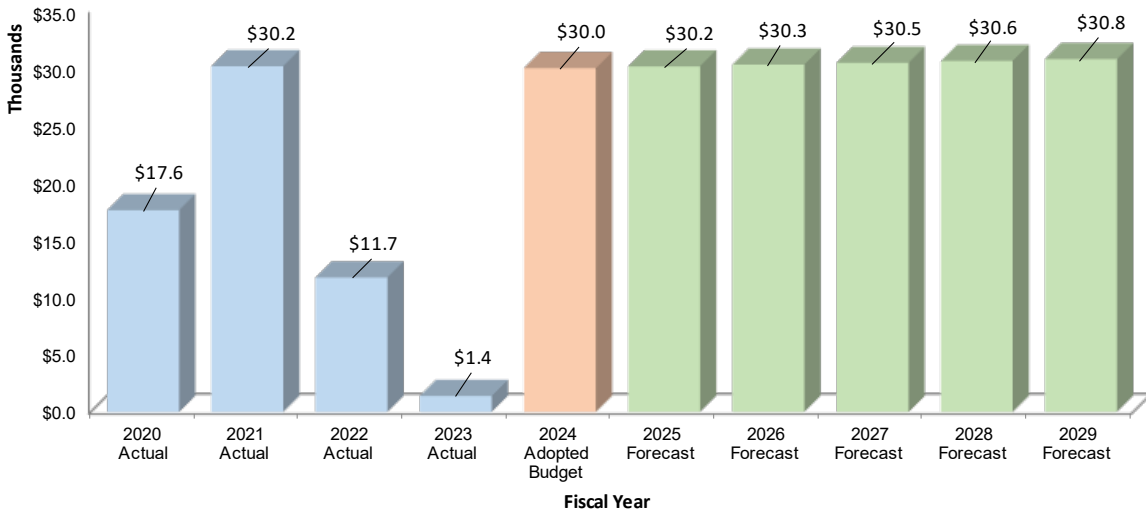
**Forecast Assumption(s):**

The forecast is based on the Fiscal Year 2024 budget adjusted annually by assumed growth, plus any assumed increases in charges.

## ALARM USER REGISTRATION FEES (342-100; POL052)

**Description:**

A \$50 registration fee is charged for any new alarm system installation within City limits. As the number of companies that were not previously registered come into compliance, the City expects to receive additional revenue for new registrants. If there is a change in ownership or tenants of the alarm system, the new users shall have thirty (30) days from the date of transfer in which to have the alarm system registered.



**Legal Authority:**

City of Fort Lauderdale Municipal Ordinance Section 4-2 (a) (1-3), C-22-59

**Department:**

Police Department

**Fiscal Capacity:**

City Commission approval would be required to increase the fee schedule.

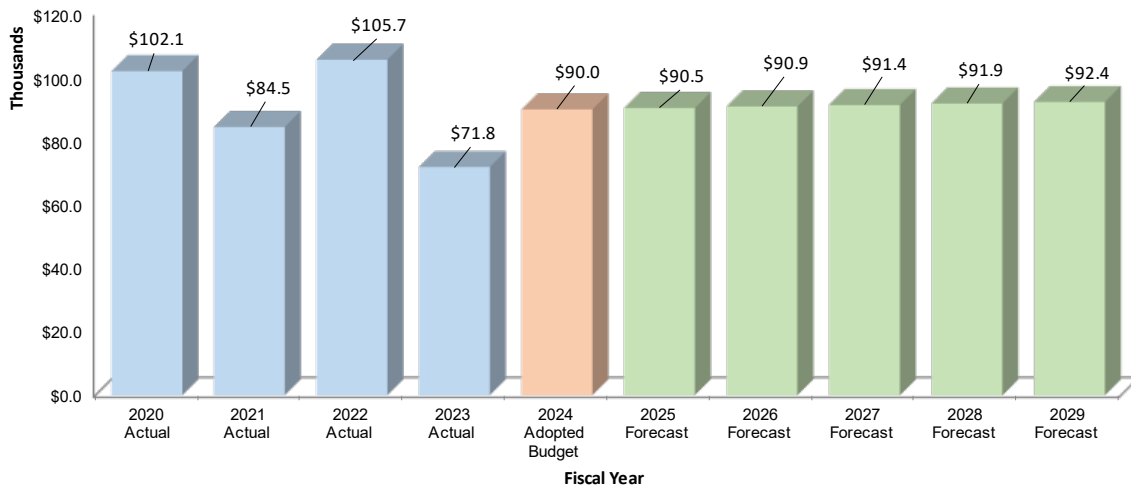
**Forecast Assumption(s):**

The forecast is based on the Fiscal Year 2024 budget adjusted annually by assumed growth, plus any assumed increases in charges.

## MISCELLANEOUS POLICE FEES (342-100; POL059)

**Description:**

This revenue source consists of miscellaneous fees that are charged for services that are performed by the Police department. Examples include: fingerprinting, photographs and record requests for cases and evidence.



**Legal Authority:**

Florida Statutes Section 322.20

**Department:**

Police Department

**Fiscal Capacity:**

This category covers a variety of miscellaneous fees. The fees for this revenue are established by Florida Statutes.

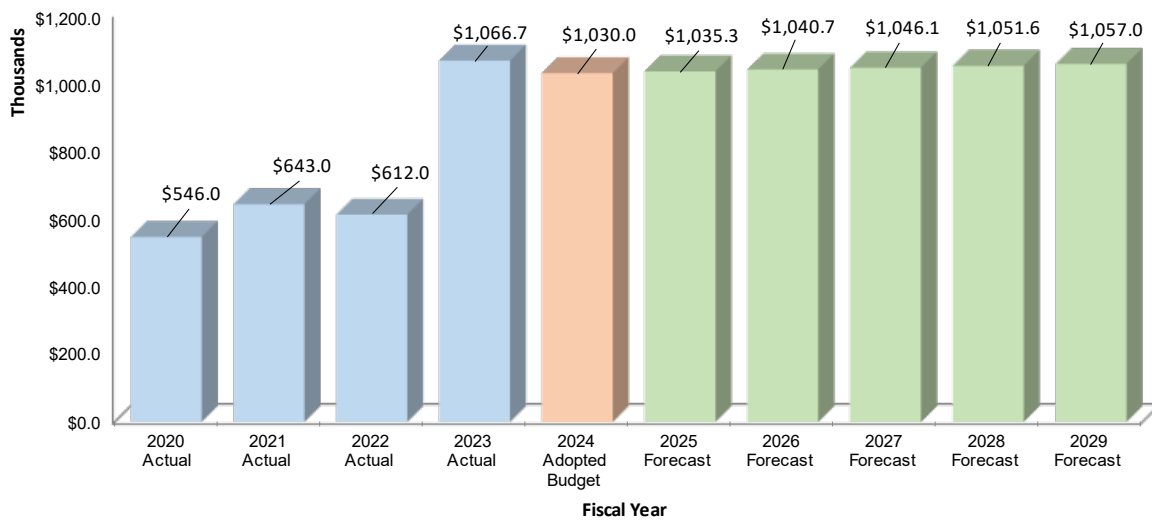
**Forecast Assumption(s):**

The forecast is based on the Fiscal Year 2024 budget adjusted annually by assumed growth, plus any assumed increases in charges.

## SCHOOL RESOURCE OFFICER PROGRAM (342-100; POL061)

**Description:**

The Broward County School Board reimburses the City of Fort Lauderdale every year for a portion of the expenses for each School Resource Officer’s salary and benefits. The School Board currently contributes \$103,000 for each officer. The Fort Lauderdale Police Department currently has ten (10) officers assigned as School Resource Officers. The Broward County School Board’s contribution for these officers is received as revenue into the general fund.



**Legal Authority:**

Three-year agreement with School Board of Broward County for School Resource Officer Program (December 2023).

**Department:**

Police Department

**Fiscal Capacity:**

This is a joint agreement between the Broward County School Board and the City of Fort Lauderdale. Any change to this revenue would require renegotiation of the agreement. The current reimbursement from the School Board equates to approximately 64% of the direct salaries and benefits paid to the Officers, not including any operating costs or overhead.

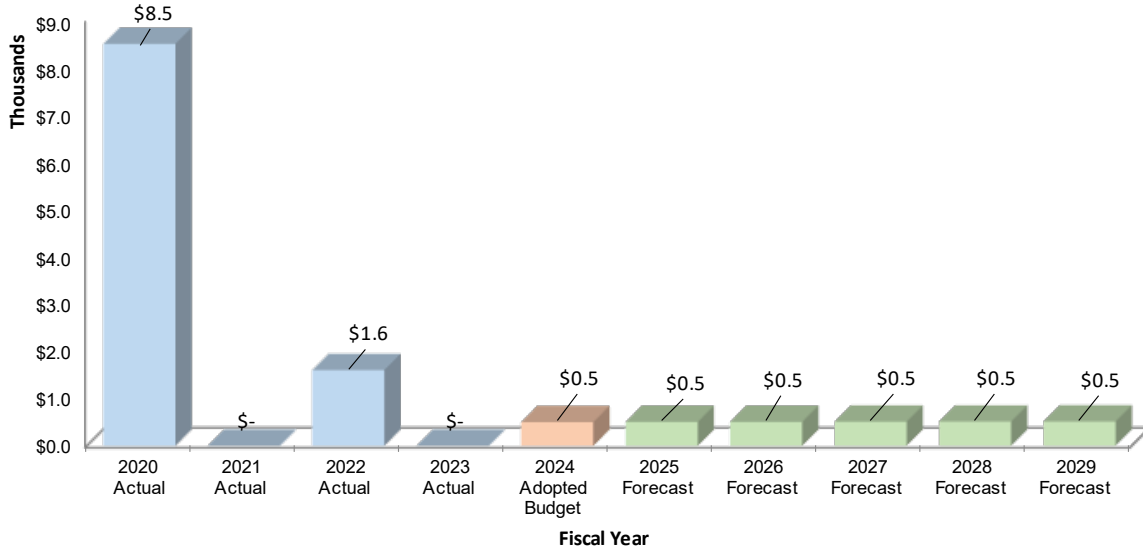
**Forecast Assumption(s):**

The forecast is based on the Fiscal Year 2024 budget adjusted annually by assumed growth, plus any assumed increases in charges.

## PAWN/2ND- HAND INSPECTION FEES (342-100; POL062)

**Description:**

An annual inspection fee of \$250 is assessed to pawnshops and second-hand dealers who conduct business within the City of Fort Lauderdale.



**Legal Authority:**

City of Fort Lauderdale Municipal Ordinance Section 15-207, C-06-13

**Fiscal Capacity:**

This fee was established in 2005 by City Ordinance. City Commission approval would be required to increase the fee schedule.

**Department:**

Police Department

**Forecast Assumption(s):**

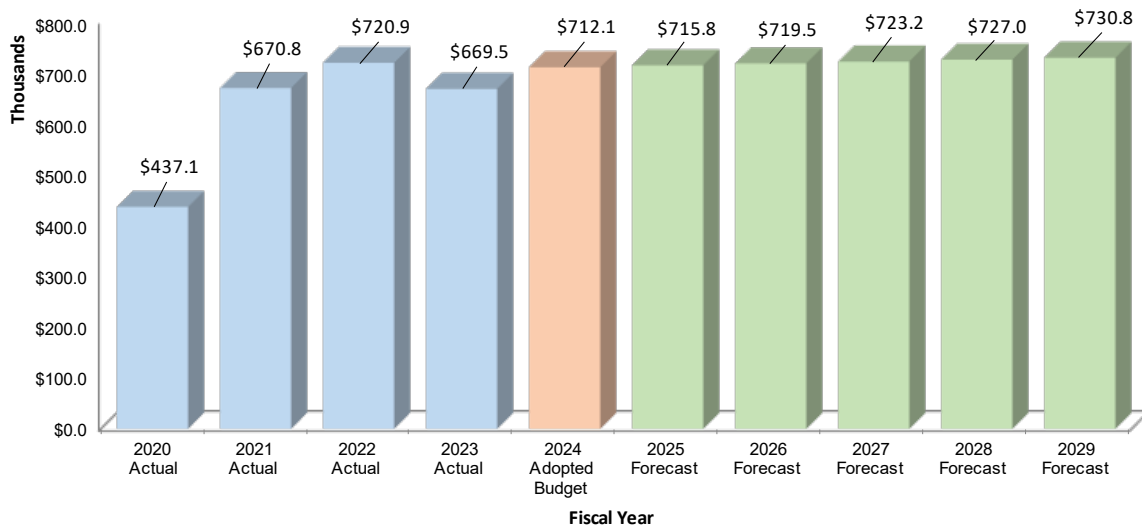
The forecast is based on the Fiscal Year 2024 budget adjusted annually with no assumed increases in revenues.



## FIRE INSPECTION FEES (342-200; FIR101)

**Description:**

The Fire Prevention Bureau inspects all businesses on an annual basis. This revenue is generated for annual Fire/Life safety inspections based upon the Fire Safety Fee schedule. In the event that the business does not pass the inspection, they are required to do a re-inspection with an additional fee which is booked as a separate revenue account.



**Legal Authority:**

City of Fort Lauderdale Municipal Ordinance Section 9-50, C-20-36

**Fiscal Capacity:**

City Commission approval would be required to increase the fee schedule.

**Department:**

Fire Rescue

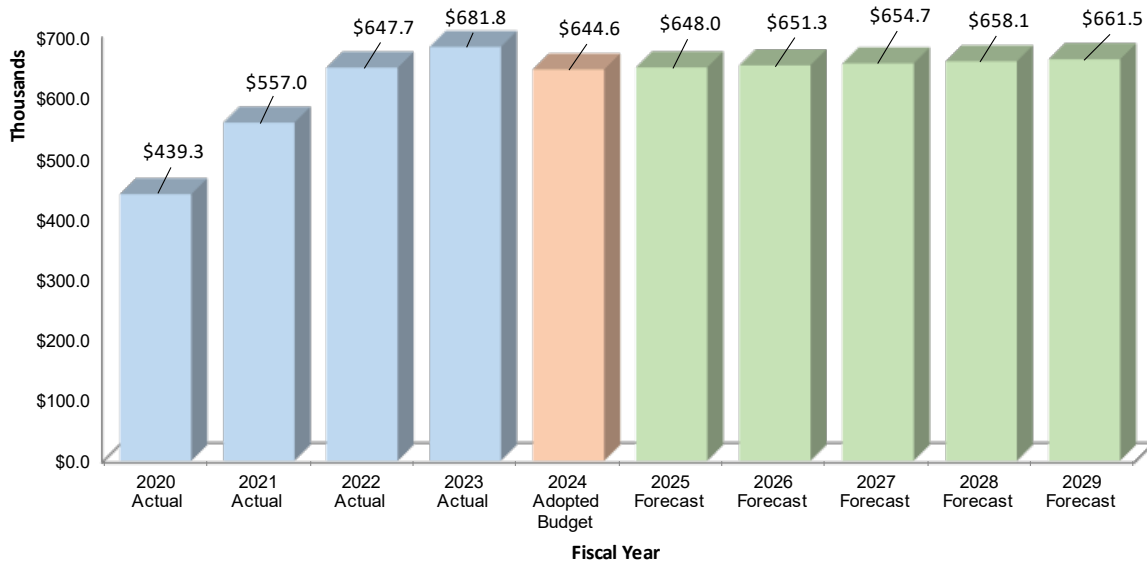
**Forecast Assumption(s):**

The forecast is based on the Fiscal Year 2024 budget adjusted annually by assumed growth, plus any assumed increases in charges.

## FIRE HI-RISE TEST FEES (342-200; FIR103)

**Description:**

The Fire Prevention Bureau inspects all high rise and sprinkler installed buildings on an annual basis. This revenue is generated for annual Fire/Life safety inspections based upon the Fire Safety Fee schedule. In the event that the building does not pass the inspection, they are required to do a re-inspection with an additional fee, which is booked as a separate revenue account.



**Legal Authority:**

City of Fort Lauderdale Municipal Ordinance Section 9-50, C-10-38

**Fiscal Capacity:**

City Commission approval would be required to increase the fee schedule.

**Department:**

Fire Rescue

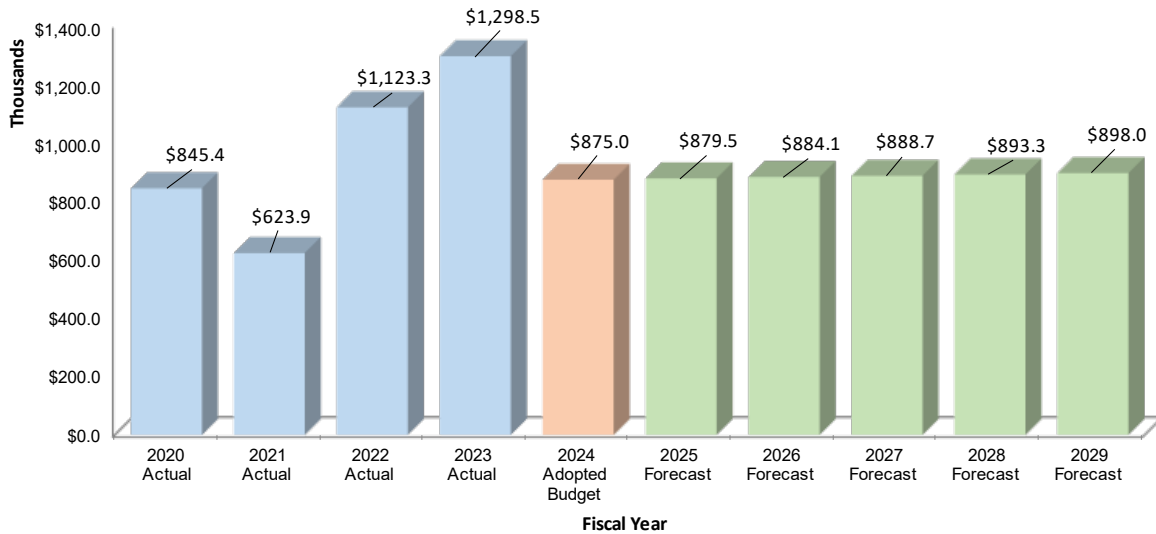
**Forecast Assumption(s):**

The forecast is based on the Fiscal Year 2024 budget adjusted annually by assumed growth, plus any assumed increases in charges.

## FIRE PLAN REVIEW FEES (342-200; FIR107)

**Description:**

This revenue is generated from fire plan review and permit fees based upon the Fire Safety Fee schedule.



**Legal Authority:**

City of Fort Lauderdale Municipal Ordinance Section 9-50, C-20-36

**Department:**

Fire Rescue

**Fiscal Capacity:**

City Commission approval would be required to increase the fee schedule.

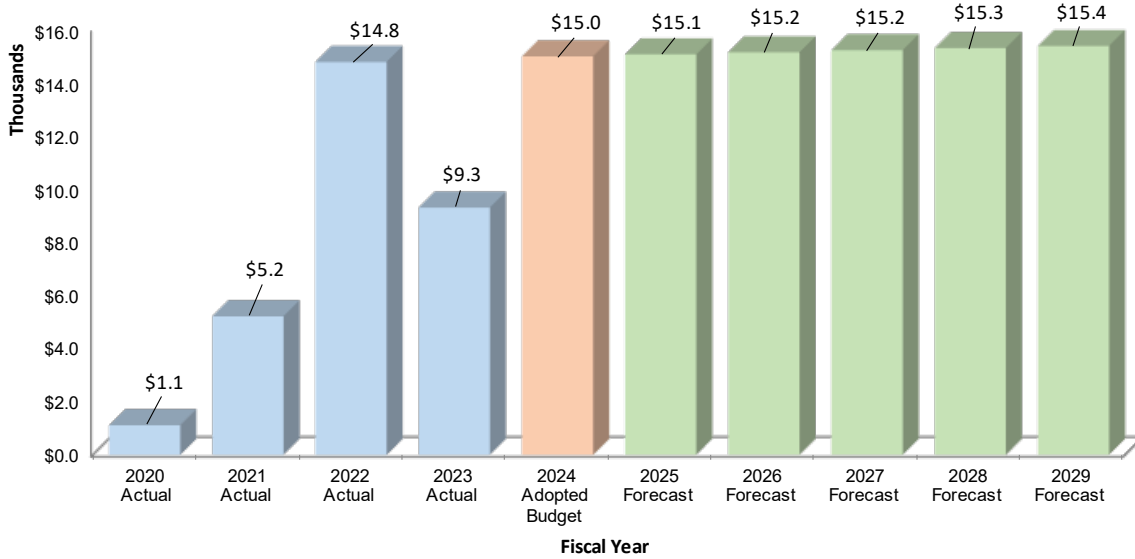
**Forecast Assumption(s):**

The forecast is based on the Fiscal Year 2024 budget adjusted annually by assumed growth, plus any assumed increases in charges.

## FIRE REINSPECTION FEES (342-200; FIR109)

**Description:**

A re-inspection fee is assessed on all inspections after the first inspection based upon the Fire Safety Fee schedule. The current reinspection fee is \$75.



**Legal Authority:**

City of Fort Lauderdale Municipal Ordinance Section 9-50, C-20-36

**Department:**

Fire Rescue

**Fiscal Capacity:**

City Commission approval would be required to increase the fee schedule.

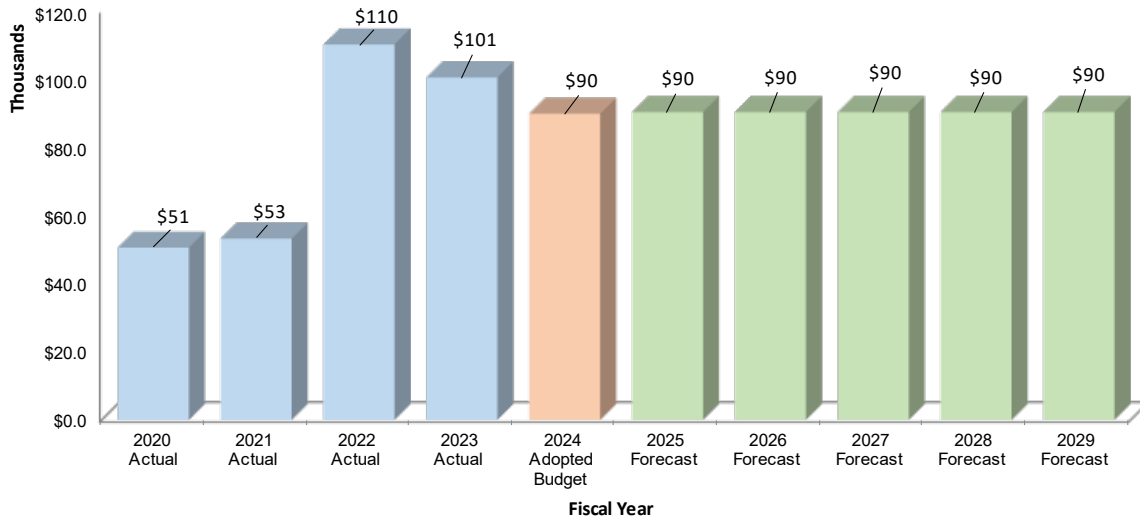
**Forecast Assumption(s):**

The forecast is based on the Fiscal Year 2024 budget adjusted annually by assumed growth, plus any assumed increases in charges.

## SPECIAL FIRE TEST FEES (342-200; FIR113)

**Description:**

Revenue is generated as a result of overtime reimbursement for special fire safety inspections and testing completed after business hours. The fee is based upon the current rate of overtime for International Associates of Fire Fighters (IAFF) employees.



**Legal Authority:**

City of Fort Lauderdale Municipal Ordinance Section 9-50

**Department:**

Fire Rescue

**Fiscal Capacity:**

Any revenue generated from this source will be offset by a commensurate increase in overtime expense.

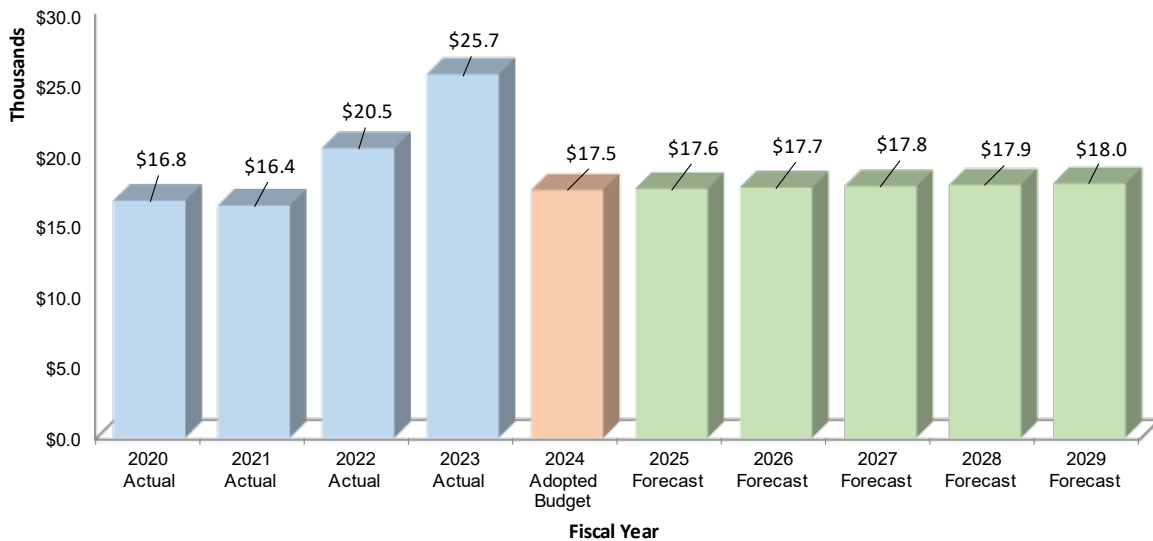
**Forecast Assumption(s):**

The forecast is based on the Fiscal Year 2024 budget adjusted annually by assumed growth, plus any assumed increases in charges.

## SERVICE CHARGE – HAZARDOUS MATERIALS FEE (342-202)

**Description:**

This fee is assessed for necessary and reasonable costs incurred by the City in connection with responding to, investigating, mitigating, abating, cleaning, and removing the release of a hazardous substance. This fee is assessed to businesses, construction companies, and contractors that cause damage, fuel spills, or accidents. The current fee is based on hourly labor, equipment costs, incident, duration, and deployment.



**Legal Authority:**

City of Fort Lauderdale Municipal Ordinance Sections 13-136 and 13-137

**Department:**

Fire Rescue

**Fiscal Capacity:**

Any revenue generated from this source will be offset by a commensurate increase in expenses incurred by the City.

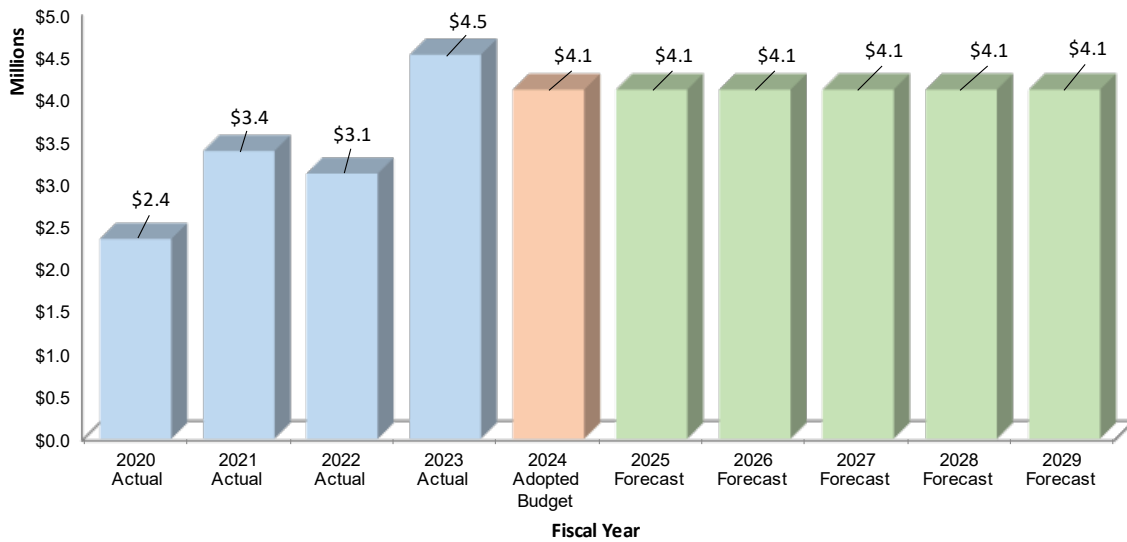
**Forecast Assumption(s):**

The forecast is based on the Fiscal Year 2024 budget adjusted annually with no assumed increases in revenue.

## SERVICE CHARGE – WILTON MANORS – FIRE/EMS (342-203)

**Description:**

The City has been providing Fire-Rescue services to the City of Wilton Manors since October 1, 2000. In September 2020, the City entered into a new five (5) year inter-local agreement to provide Fire Protection and Emergency Medical Services to the City of Wilton Manors. The current rate is adjusted annually by a CPI index, with a projection of 100% cost recovery in year five of the contract.



**Legal Authority:**

Florida Statutes Chapter 163.01

Inter-Local Agreement between the City of Wilton Manors and the City of Fort Lauderdale (September 2020)

**Department:**

Fire Rescue

**Fiscal Capacity:**

The contract between Fort Lauderdale and Wilton Manors for Fire/EMS services was renegotiated in Fiscal Year 2020 for another five-year term and will expire in Fiscal Year 2025.

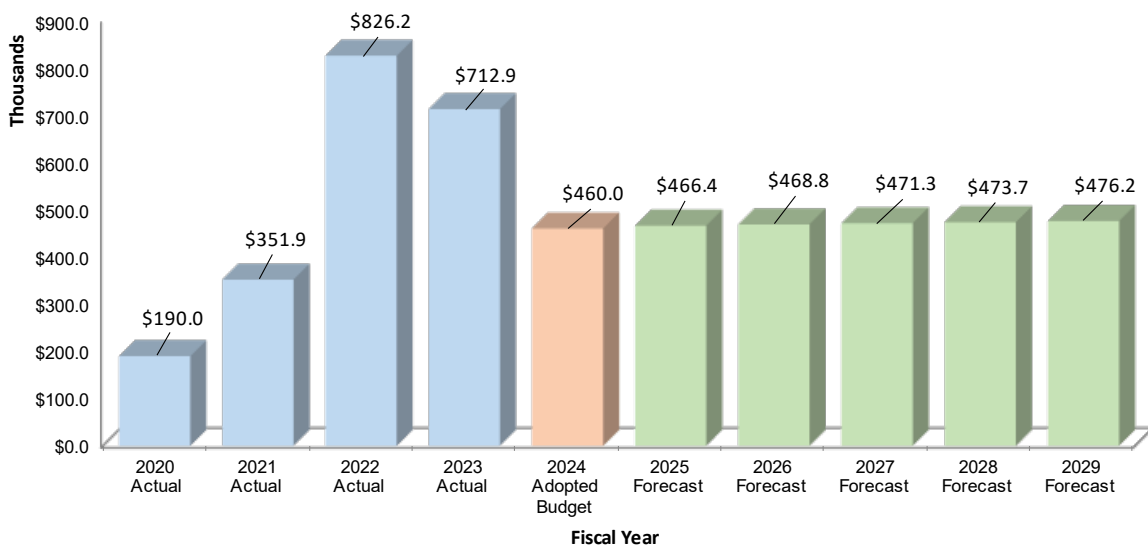
**Forecast Assumption(s):**

The gross annual fee during the term of this first amendment, shall be increased by an amount equal to the percentage change in the Consumer Price Index for All Urban Consumers (CPI-U) for the South Urban region. The annual percentage increase shall never exceed 1.25 times the percentage increase of the prior year, and the annual percentage increase shall never be below zero.

## SERVICE CHARGE - EMS SERVICE FEE (342-204)

**Description:**

This revenue comes from emergency medical standby special detail services at special events held within City Limits. Chargeable rates are based on personnel and equipment needed specific to each application based on a set rate schedule. Each event must extend a minimum of four (4) billable hours and have a sustained attendance in excess of 500 people. This special detail consists of one medical rescue unit and two paramedics.



**Legal Authority:**

City of Fort Lauderdale Municipal Ordinance Section 15-183, C-22-13

**Department:**

Fire Rescue

**Fiscal Capacity:**

City Commission approval would be required to increase the fee schedule.

**Forecast Assumption(s):**

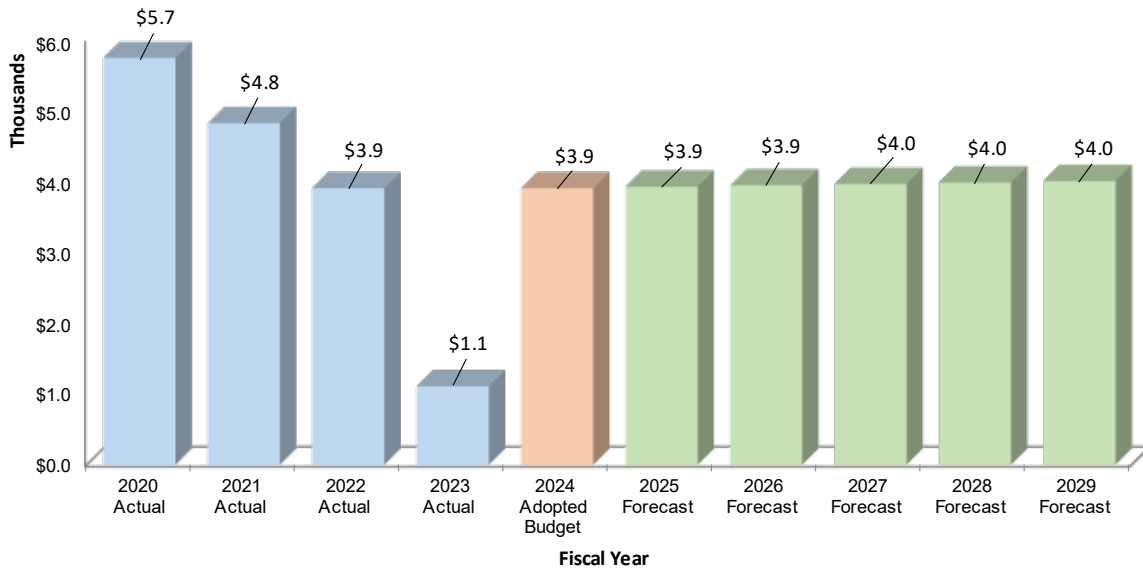
The forecast is based on the Fiscal Year 2024 budget adjusted annually with no assumed increases in revenue.



## SERVICE CHARGE - LAZY LAKES FIRE/EMS (342-205)

**Description:**

Annual service charge to the Village of Lazy Lakes for the provision of Fire Rescue, Fire Protection, and Emergency Medical Services. Article 10 of the agreement states this Inter-local agreement will automatically renew for an additional five (5) years without further action of either party.



**Legal Authority:**

Inter-local agreement between Lazy Lakes and the City of Fort Lauderdale (October 2023)

**Department:**

Fire Rescue

**Fiscal Capacity:**

The current inter-local agreement was renegotiated in October 2023 for Fire/Emergency Medical Services. Any modification to this fee would require a contract revision.

**Forecast Assumption(s):**

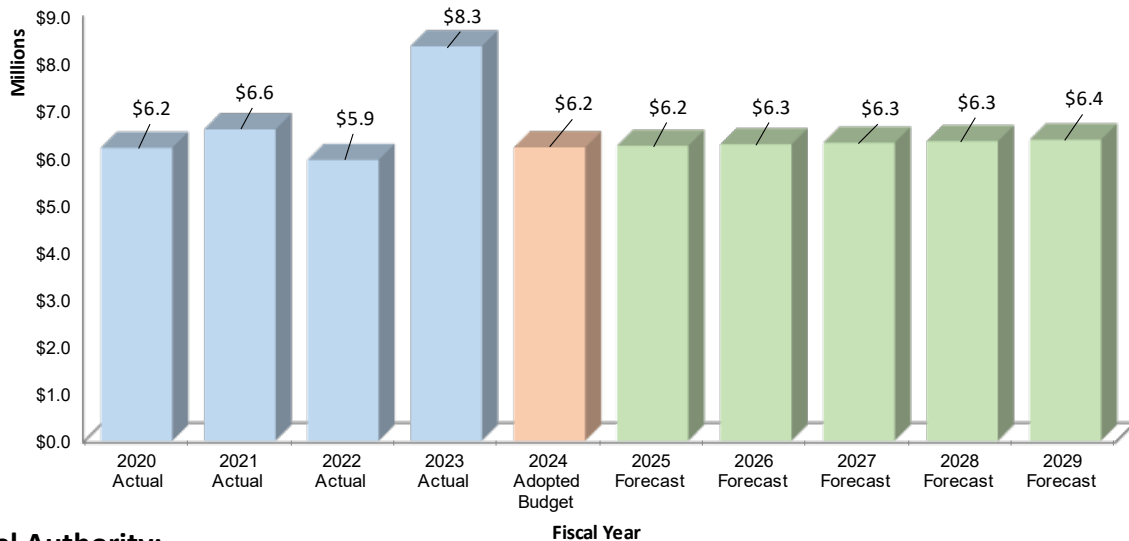
The forecast is based on the Fiscal Year 2024 budget adjusted annually with no assumed increases in revenue.

## SERVICE CHARGE – AMBULANCE FEES (342-600)

**Description:**

This is a fee for basic (BLS) and advanced life support (ALS) emergency medical transport services to emergency facilities via the City’s medical rescue units. These fees are charged when an emergency occurs, and the City Fire-Rescue department transports a patient to a hospital. Existing fees are set based on average/customary charges from neighboring municipalities.

|   |          |
|---|----------|
| BLS Ambulance Transport per patient per transport   | \$ 950   |
| ALS 1 Ambulance transport per patient per transport | \$ 950   |
| ALS 2 Ambulance transport per patient per transport | \$ 1,000 |
| Plus transport mileage per patient per transport    | \$ 13    |
| Plus oxygen charge, per patient per transport       | \$ 30.30 |



**Legal Authority:**

City of Fort Lauderdale Municipal Ordinance Section 13-151, C-17-31

**Department:**

Fire Rescue

**Fiscal Capacity:**

City Commission approval would be required to increase the fee schedule.

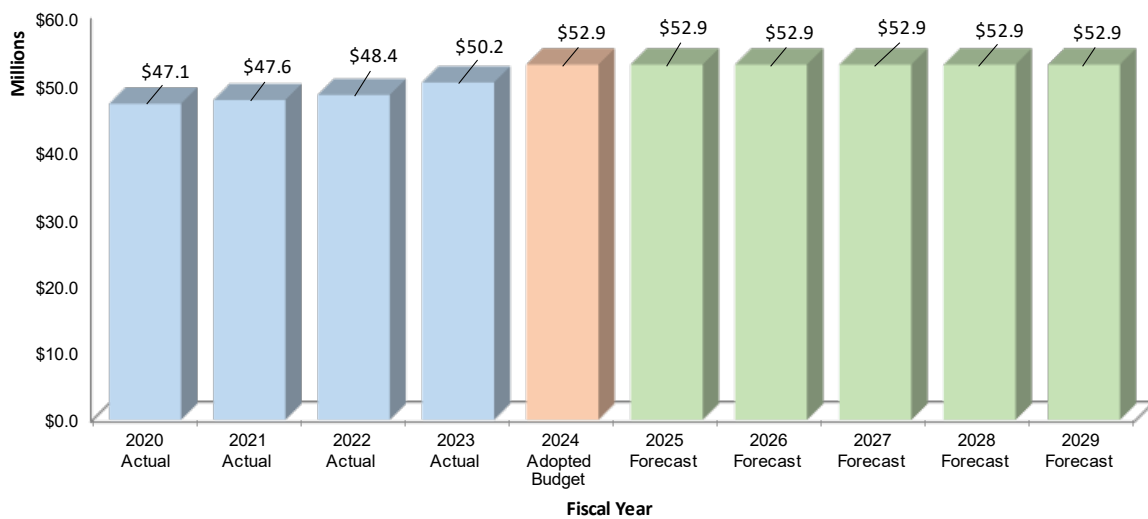
**Forecast Assumption(s):**

The forecast is based on the Fiscal Year 2024 budget adjusted annually by assumed growth, plus any assumed increases in charges.

## FIRE/RESCUE ASSESSMENT FEE (325-203)

**Description:**

This revenue consists of a residential Fire Assessment fee of \$338. The rate is developed based on dwelling units for residential properties and a per square foot charge for non-residential properties. This assessment is charged in support of the City’s Fire services. The revenue is billed on the Ad Valorem tax notices sent out in November from the Broward County Property Appraiser’s Office.



**Legal Authority:**

Florida Statutes Section 197.3632, 166.021 and 166.041  
City of Fort Lauderdale Resolution 23-190

**Department:**

Fire Rescue

**Authorized Exemptions:**

Institutional, tax exempt and governmental classification.

**Fiscal Capacity:**

City Commission approval would be required to increase the fee schedule.

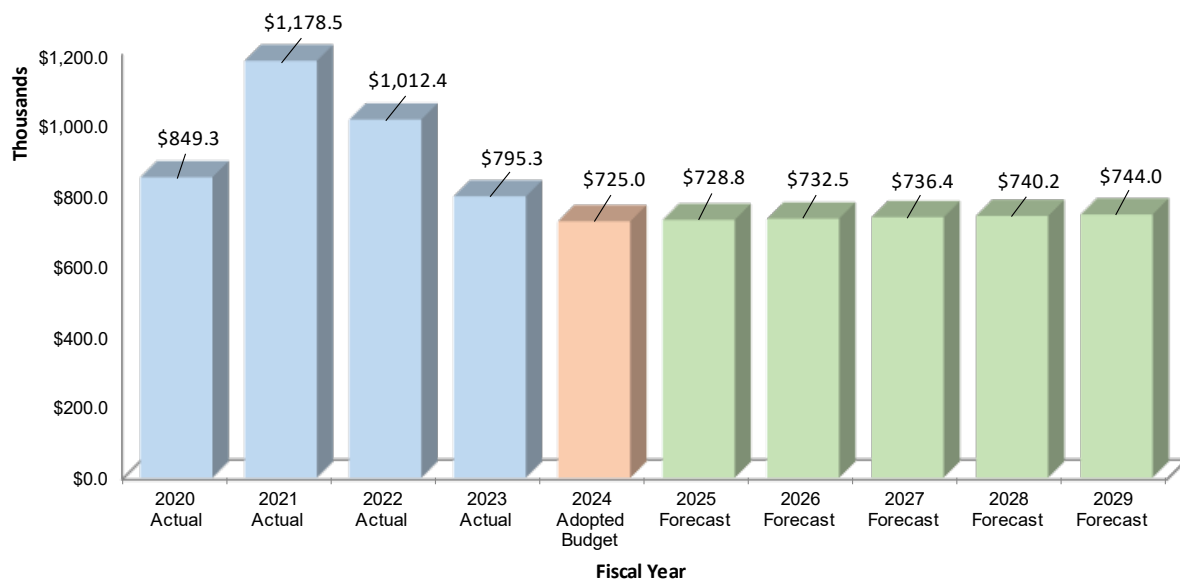
**Forecast Assumption(s):**

The forecast is based on the Fiscal Year 2024 budget adjusted annually by assumed growth.

## PUBLIC EMERGENCY MEDICAL TRANSPORT (PEMT) (342-601)

**Description:**

The Florida Public Emergency Medical Transport (PEMT) funding program was established by the Agency for Health Care Administration (ACHA). A Certified Public Expenditure (CPE) program, it is designed to reimburse providers based on their actual costs of providing emergency medical services to Medicaid-eligible patients. This establishes the authority for states to submit to the Federal government CPE for the delivery of specific health care services (of which EMS is one) to Medicaid patients.



**Legal Authority:**

Federal Regulation 42 CFR 433.51  
State Plan Amendment (SPA) 2015-014

**Department:**

Fire Rescue

**Fiscal Capacity:**

The program was established by the AHCA and is regulated through the State. Any changes in fees at the Federal level would require a change in the fee schedule.

**Forecast Assumption(s):**

The forecast is based on the Fiscal Year 2024 budget adjusted annually with no assumed increases in revenues.

## PARKS AND RECREATION FISCAL CAPACITY

The City of Fort Lauderdale’s Parks and Recreation Department offers hundreds of programs and services to our neighbors. According to the City of Fort Lauderdale’s Code of Ordinances Section 19-3, the City Manager or his designee is empowered to establish all Parks and Recreation fees. There are also contractual arrangements that govern various fees.

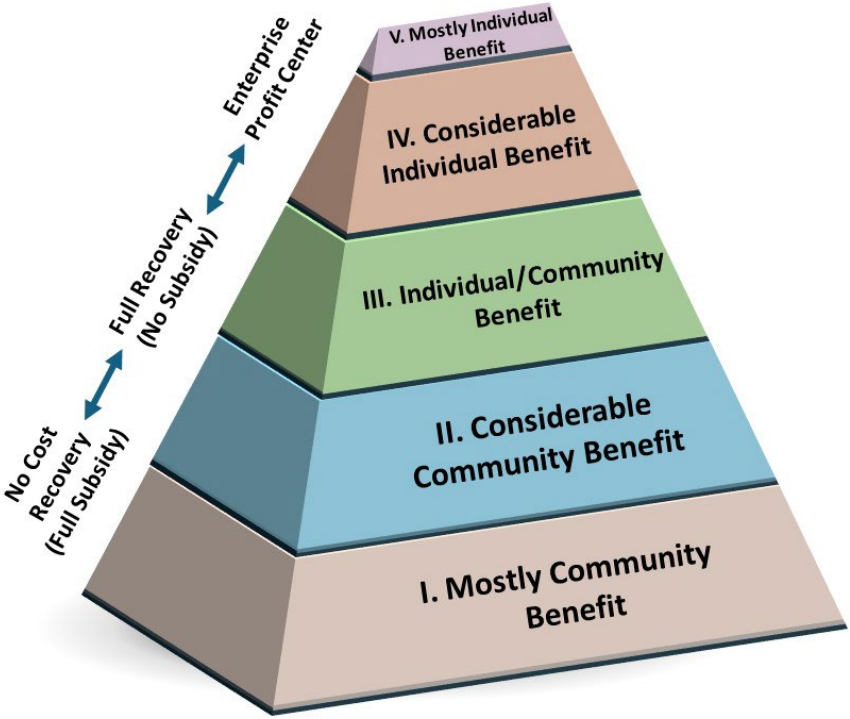
The City of Fort Lauderdale Parks and Recreation Department uses the Pricing and Cost Recovery Pyramid Model to identify its philosophy for setting fees. This model assists management in classifying the various facilities, programs, and services offered to neighbors into an approved philosophy for subsidy or cost-recovery. The more the community benefits by the program, the more subsidy it receives. Community programs, facilities, and services benefit the community as a whole and can increase property values, provide safety, address social needs, and enhance quality of life for the City’s neighbors.

Examples of a community benefit would be a swimming pool or a neighborhood park. These have a higher general fund subsidy than individual programs at the top of the pyramid, which have a full cost recovery and a profit built into the fee. An example of a highly individual program would be a private tennis lesson or a men’s softball league.

| Recreation Division FY 2023 Recovery Rate<br><i>(in thousands)</i> |                   |                    |               |
|--|-------------------|--------------------|---------------|
| Program  | Revenue           | Expenditures       | Recovery Rate |
| Adult Programs   | \$ 363.3          | \$ 1,485.8         | 24%           |
| Community Events   | 161.7             | 2,573.3            | 6%            |
| Fort Lauderdale Aquatics Complex                                   | 550.6             | 2,534.0            | 22%           |
| Community Pool Programming   | 60.3              | 1,690.6            | 4%            |
| Tennis Programs  | 865.3             | 1,129.3            | 77%           |
| Youth Programs, Afterschool & Camps                                | 635.5             | 6,837.1            | 9%            |
| <b>Recreation Division</b>   | <b>\$ 2,636.7</b> | <b>\$ 16,250.1</b> | <b>16%</b>    |

There are other factors that are taken into consideration when setting fees. The department is aware of pricing in other surrounding communities. There are also several other tennis facilities and adult sports complexes in the county. Pricing must be comparable with other locations to attract residents to City facilities. The City realizes the importance of recreational programs and provides a Youth Enrichment Scholarship (YES) for those who are not able to afford the full program price. With the YES program, fees are discounted to 75% of the program costs. The City also charges non-resident fees, which equate to 150% of the resident fee or to full program cost recovery. There is no YES program available for non-residents.

Below is the Cost Recovery Pyramid utilized by the Parks and Recreation Department, including the associated definitions for each program type.



**5 – Mostly Individual Benefit:**

At the top of the pyramid, the fifth and smallest level represents activities that have a profit center potential and may even fall outside of the Department’s core mission. In this level, programs and services should be priced to recover full costs plus a designated profit percentage.

*Examples of these activities could include elite driving teams, golf lessons, food concessions, company picnic rental and other facility rentals, such as for weddings, or other services.*

**4 – Considerable Individual Benefit:**

The fourth and smaller pyramid level represents specialized services generally for specific groups and may have a competitive focus. In this level, programs and services may be priced to recover full cost, including all direct and indirect expenses.

*Examples of these services might include specialty classes, golf, and outdoor adventure programs. Examples of these facilities might include campsites with power hook-ups.*

### **3 – Individual/Community Benefit:**

This level represents services that promote individual physical and mental well-being and provides and intermediate levels of recreational skill development. This level provides more benefit for the individual than for the community as a whole and should be priced accordingly. This individual fee is priced higher than the programs and services that fall in the lower pyramid levels.

*Examples of these services could include summer recreational day camp, summer sports league, year-round swim teams.*

### **2 – Considerable Community Benefit:**

This level represents programs, facilities, and services that are generally the more traditionally expected services and beginner instructional level. These programs, services, and facilities are typically assigned fees based on a specified percentage of direct and indirect costs. These costs are partially offset by both a tax subsidy to account for the community benefit and participant fees to account for the individual benefit.

*Example of these services could include the ability of teens and adults to visit facilities on an informal basis; ranger led interpretive programs, and entry-level instructional programs and courses.*

### **1 – Mostly Community Benefit:**

The foundational level of the pyramid is the largest, and includes those programs, facilities, and services that benefit the community as a whole. These programs, facilities, and services can increase property values by providing safety, addressing social needs, and enhancing the overall quality of life for neighbors. The community generally pays for these basic services and facilities through taxes. These services are offered to residents for free or for a minimal fee. A large percentage of general fund revenue would fund this level of the pyramid.

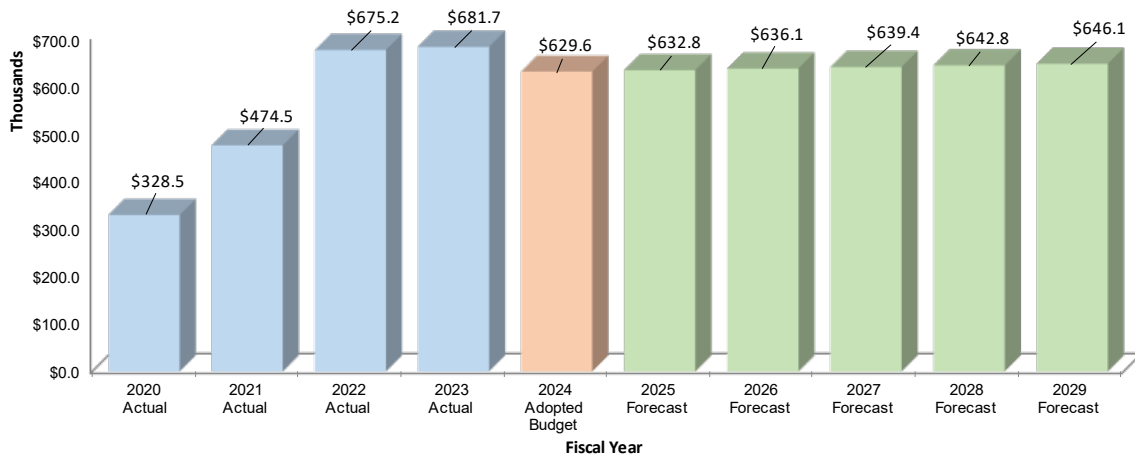
*Examples of these services include the existence of the community parks and recreation system, the ability for children to visit facilities on an informal basis, development, and distribution of marketing brochures, holiday or other special events, low income or scholarship programs.*

## SERVICE CHARGE – PARKS AND RECREATION PROGRAMMATIC AND RECREATIONAL FEES (347-200)

**Description:**

This source of revenue consists of fees received from users of specific services such as: day camp, youth, adult and senior programs, beach concessions and board storage fees. Department fees are established using a pricing and cost recovery pyramid model with assists in classifying the various facility programs and services offered to neighbors into an approved philosophy for subsidy or cost recovery. Please note there are activity codes associated with the fees; utilize these activity codes for proper tracking of revenues.

| Activity Name                  | Activity Code |
|--------------------------------|---------------|
| Program Fees - Day Camp        | PKR702        |
| Beach Miscellaneous Concession | PKR726        |
| South Beach Boat Storage Fees  | PKR727        |
| Athletic Fees – Youth Programs | PKR751        |
| Senior Programs – Sr/Adult     | PKR956        |
| Adult Programs                 | PKR226        |



**Legal Authority:**

City of Fort Lauderdale Municipal Ordinance Section 19-3

**Department:**

Parks and Recreation



**Fiscal Capacity:**

The City Manager or his designee is empowered to establish all fees for the use of city parks, public beach, and recreation facilities. The following factors are considered when setting the fees:

- The value of that which is received for payment of the fee.
- The cost of satisfying any debts, the payment of which is pledged to be from revenue derived from the use of the facility for which the fee is to be charged.
- The cost of operation and maintenance of the facility or service for which the fee is to be charged.

**Forecast Assumption(s):**

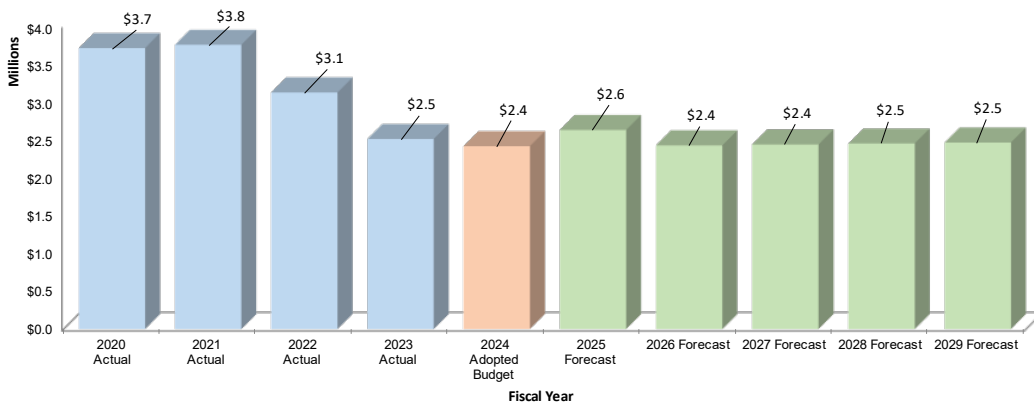
The forecast is based on the Fiscal Year 2024 budget adjusted annually by assumed growth, plus any assumed increases in charges.

# SERVICE CHARGE – PARKS AND RECREATION RENTAL AND FACILITY FEES (347-200)

**Description:**

This revenue consists of fee assessed to neighbors who participate in specific programs and services associated with Fort Lauderdale facilities. Each program has its own fees, which are set by the Parks and Recreation director. Department fees are established using a pricing and cost recovery pyramid model which assists in classifying the various facility programs and services offered to neighbors into an approved philosophy for subsidy or cost recovery.

- |                         |                           |                        |             |
|-------------------------|---------------------------|------------------------|-------------|
| Aikido Activity Center  | Gym Programs and Rentals  | Holiday Park           | Snyder Park |
| Special Events          | Las Olas Riverfront       | Outdoor Programs       | Riverwalk   |
| Submerged Land Lease    | Yoga Aerobics             | Jungle Queen           | Mills Pond  |
| Auditorium Rentals      | Recreation Center Rentals | General Anchorage Fees |             |
| Tennis Fees/Memberships | Private Dock Fees         | Dock Utility Fees      |             |



**Legal Authority:**

City of Fort Lauderdale Municipal Ordinance Section 19-3

**Department:**

Parks and Recreation

**Fiscal Capacity:**

The City Manager or his designee is empowered to establish all fees for the use of city parks, public beaches, and recreation facilities. The following factors are considered when setting the fees:

- The value of that which is received for payment of the fee.
- The cost of satisfying any debts, the payment of which is pledged to be from revenue derived from the use of the facility for which the fee is to be charged.
- The cost of operation and maintenance of the facility or service for which the fee is to be charged.

**Forecast Assumption(s):**

The forecast is based on the Fiscal Year 2024 budget adjusted annually by assumed growth, plus any assumed increases in charges.

# FORT LAUDERDALE AQUATIC COMPLEX SERVICE CHARGES

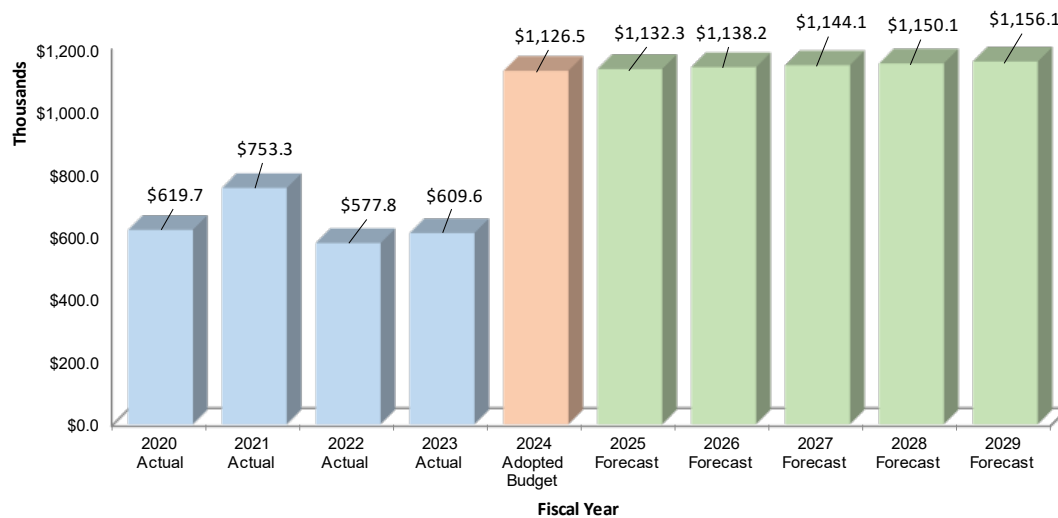
## (Cost Center 6021; Account 347-200)

**Description:**

These fees are charged to users of specific programs and services associated with City owned pools. Each program has its own fee, which is set by the Park and Recreation Director. Program fees are established using a pricing and cost recovery pyramid model, which assists in classifying the various programs and services offered to neighbors into an approved philosophy for subsidy or cost recovery.

Pool Program/Admission Fees  
Aquatics Complex Admissions

Swim Club Contract-Hall of Fame  
Special Event Fees-Hall of Fame



**Legal Authority:**

City of Fort Lauderdale Municipal Ordinance Section 19-3

**Department**

Parks and Recreation

**Fiscal Capacity:**

The City Manager or his designee is empowered to establish all fees for the use of city parks, public beaches, and recreation facilities. The following factors are considered when setting the fees:

- The value of that which is received for payment of the fee.
- The cost of satisfying any debts, the payment of which is pledged to be from revenue derived from the use of the facility for which the fee is to be charged.
- The cost of operation and maintenance of the facility or service for which the fee is to be charged.

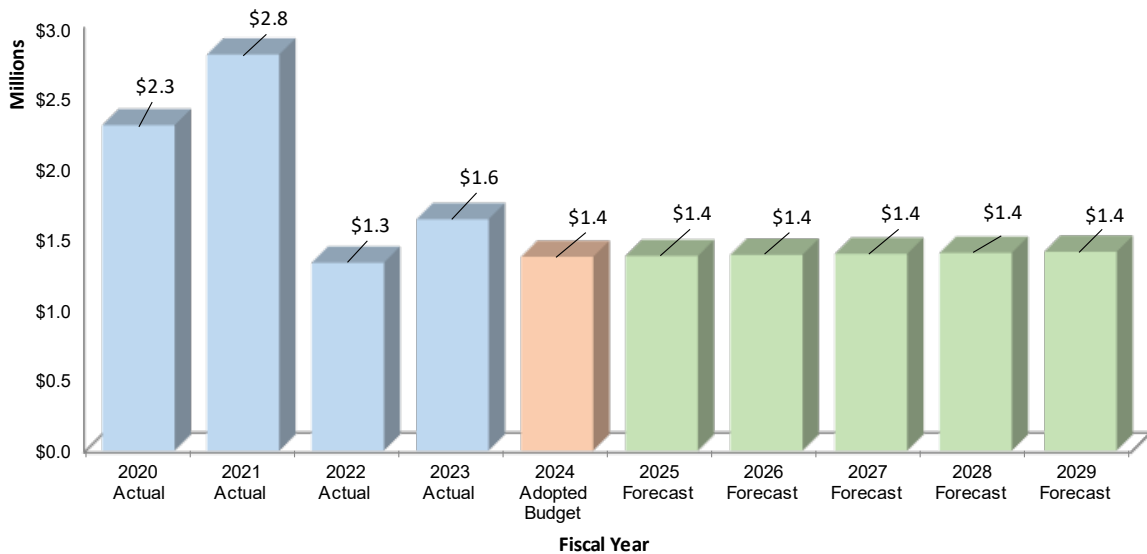
**Forecast Assumption(s):**

The forecast is based on the Fiscal Year 2024 budget adjusted annually by assumed growth, plus any assumed increases in charges.

## YACHT FEES - DOCKS (347-200; PKR186)

**Description:**

This revenue is generated from the rates assessed to transient vessels for docking at all municipal docks controlled by the City of Fort Lauderdale. Twice per year, staff surveys area marinas rates. One survey is for winter rates (October 1 - May 31) and the other is for summer rates (June 1 - September 30). Each survey allows Fort Lauderdale to price each facility properly in the market. Convenience, site amenities, and price are all reviewed to make an informed decision. Historically, Fort Lauderdale has priced our fees below the market rate.



**Legal Authority:**

City of Fort Lauderdale Municipal Ordinance Section 8-109

**Department:**

Parks and Recreation

**Fiscal Capacity:**

Approval from the City Manager is required to modify the rate assessed to transient vessels for docking at Fort Lauderdale municipal docks.

**Forecast Assumption(s):**

The forecast is based on the Fiscal Year 2024 budget adjusted annually by assumed growth, plus any assumed increases in charges.

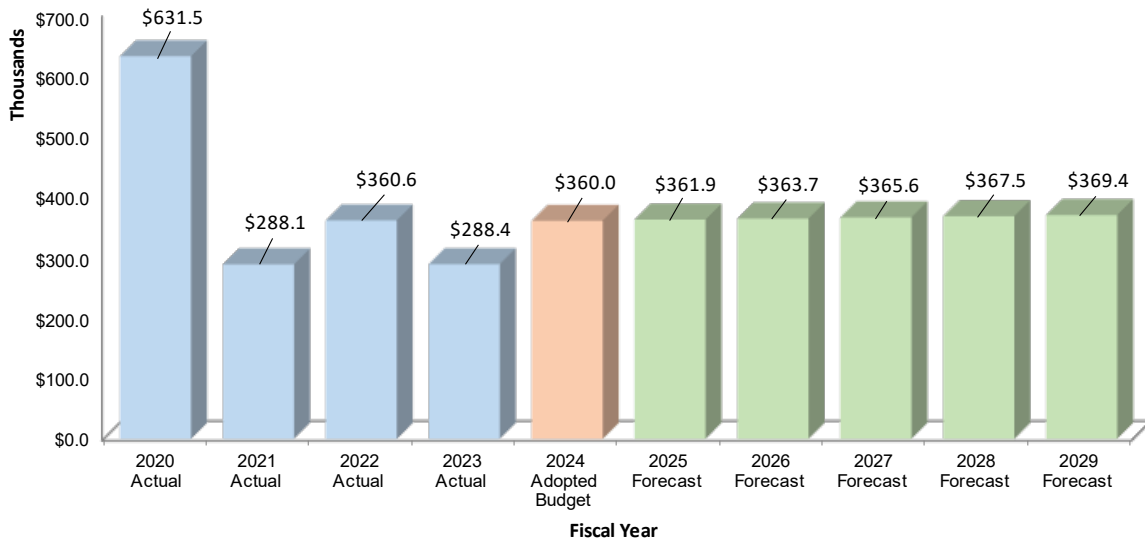
# **FINES AND FORFEITURES**



## FINES – LOCAL ORDINANCE VIOLATIONS (354-000)

**Description:**

This revenue is determined through fee and distribution formulas outlined in Florida State Statutes. Traffic citations and other fines are collected by the Clerk of Courts and paid to municipalities monthly.



**Legal Authority:**

Florida Statutes sections 142.03, 162, 318.21, and 316 (316.660)  
City of Fort Lauderdale Municipal Ordinance Section 1-6

**Department:**

Police Department

**Fiscal Capacity:**

The fees collected under fines and forfeitures are collected and distributed to municipalities according to Florida State Statutes.

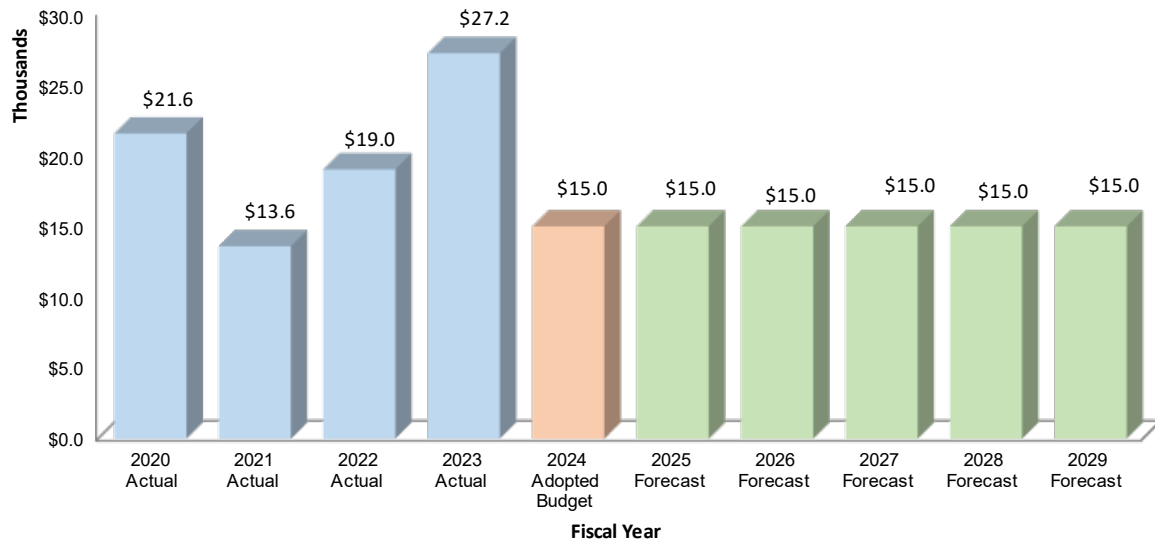
**Forecast Assumption(s):**

The forecast is based on the Fiscal Year 2024 budget adjusted annually by assumed growth, plus any assumed increases in amounts of fines/forfeits.

## CODE ENFORCEMENT BOARD FINES (354-006)

**Description:**

Revenue is collected when citations are issued when individual structures and neighborhoods are not maintained properly and deteriorate beyond a usable point. The fines are determined by a special magistrate or the Code Enforcement Board though they shall not exceed \$250 per day for a first violation, \$500 per day for a repeat violation, and \$5,000 if the violation is found to be irreversible in nature. Within these parameters, the Code Enforcement Board has the authority to set variable daily rate based on factors such as: the gravity of the violation, whether any actions have been taken by the violator to correct the violation, and whether any previous violations have been committed by the violator.



**Legal Authority:**

Florida Statutes Section 162.09

**Department:**

Development Services

**Fiscal Capacity:**

City Commission approval would be required to increase the fee schedule.

**Forecast Assumption(s):**

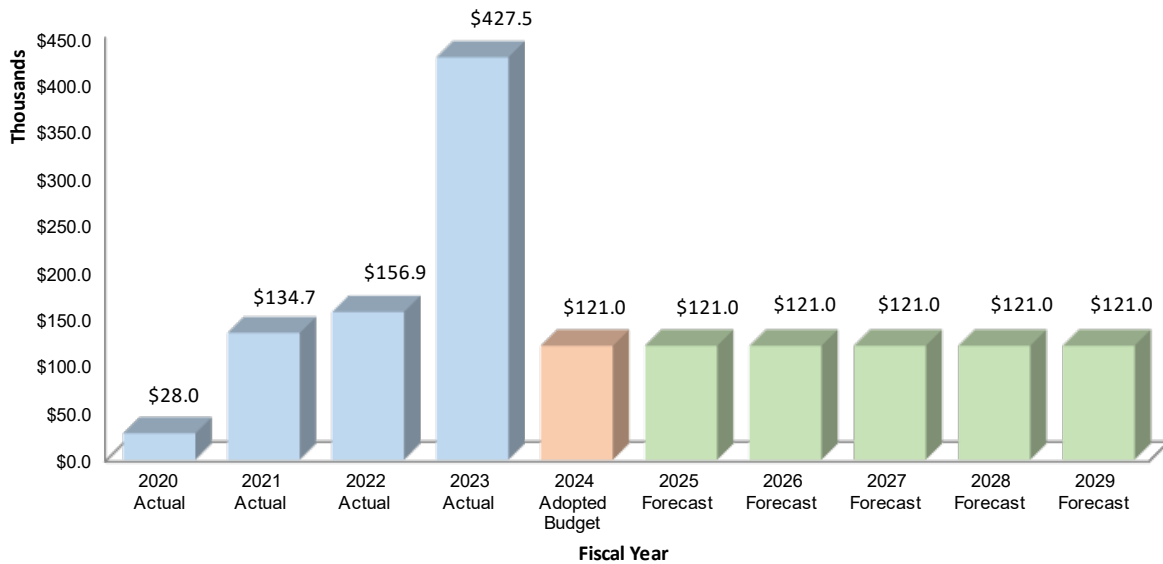
The forecast is based on the Fiscal Year 2024 budget with no assumed increases in revenue.



## CITATION FINES (354-010)

**Description:**

This revenue is generated by civil citation fines and fees issued within the City of Fort Lauderdale.



**Legal Authority:**

Florida Statutes Chapter 162

City of Fort Lauderdale Municipal Ordinance Section 11-25, C-18-26

**Department:**

Development Services

Transportation and Mobility

**Fiscal Capacity:**

Fort Lauderdale Civil Citation fees were last adjusted in 2018. City Commission approval would be required to increase the fee schedule.

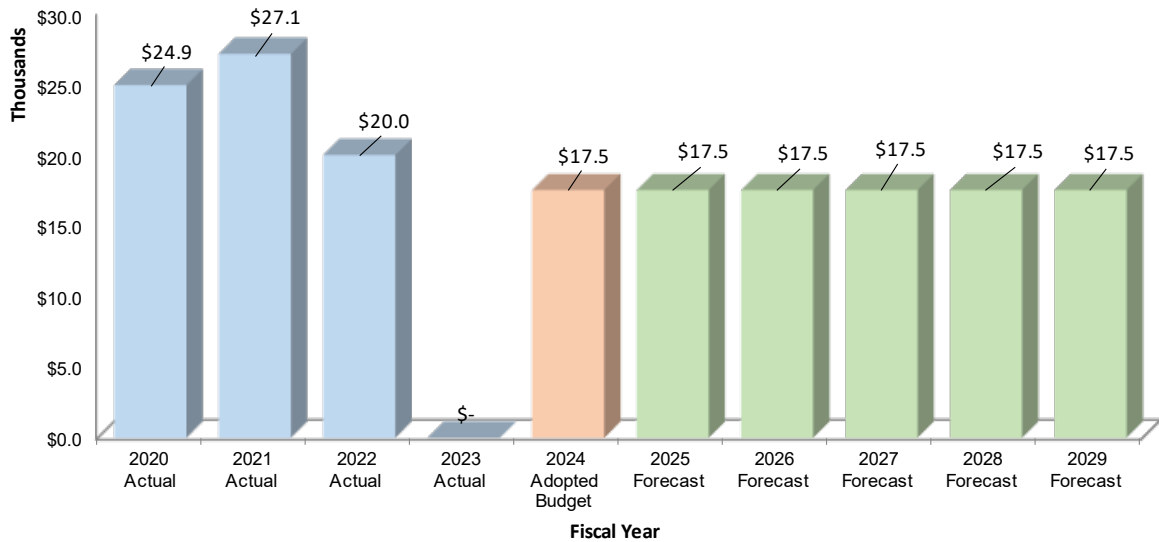
**Forecast Assumption(s):**

The forecast is based on the Fiscal Year 2024 budget with no assumed increases in revenue.

## COUNTY COURT RETURN DOLLAR PROVISION PROGRAM (354-001)

**Description:**

This revenue consists of a \$15 surcharge assessed for certain specified criminal and civil traffic violations. The courts cannot waive this assessment. The revenue will be transferred to the City of Fort Lauderdale for replacing fine revenue deposited into the Clerk’s fine and forfeiture fund.



**Legal Authority:**

Florida Statutes Section 318.14, 318.21  
 City of Fort Lauderdale Municipal Ordinance Section 16-1.02, C-08-14

**Fiscal Capacity:**

Fort Lauderdale Citation fee surcharge was last adjusted in 2008. City Commission approval would be required to increase the fee schedule.

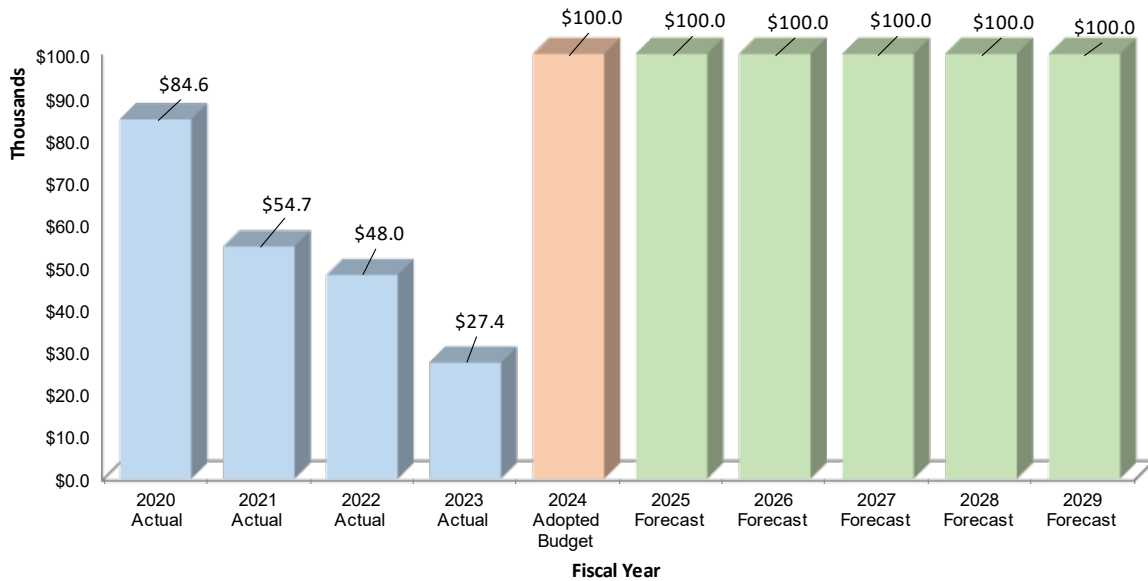
**Forecast Assumption(s):**

The forecast is based on the Fiscal Year 2024 budget with no assumed increases in revenues.

## DIVERSION PROGRAM FEE – LIEU OF COURT (354-004)

**Description:**

These fees are collected from defendants charged with minor municipal or misdemeanor violation. This program is voluntary, and if completed successfully by the defendant, the charges may be dropped. This program is in lieu of going to court, and fees charged for the pre-trial intervention are received by the City.



**Legal Authority:**

Florida Statutes Section 948.08

**Charter Office:**

City Attorney’s Office

**Fiscal Capacity:**

Fees vary by violation. City Commission approval would be required to increase the fee schedule.

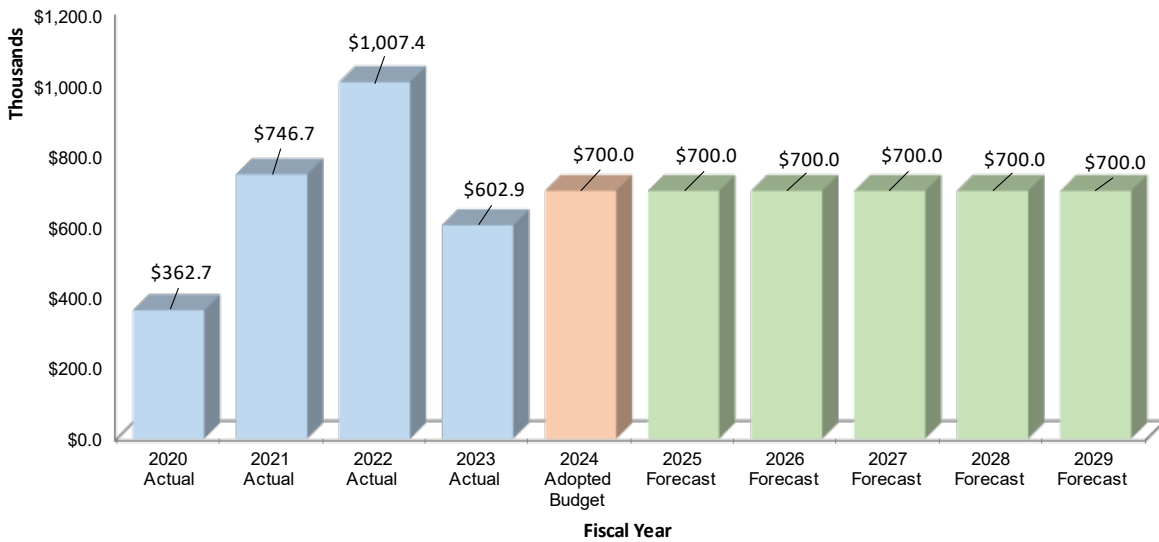
**Forecast Assumption(s):**

The forecast is based on the Fiscal Year 2024 budget with no assumed increases in revenues.

## SPECIAL MAGISTRATE BOARD FINES (354-011)

**Description:**

Revenue collected is from payment of the daily fine accruals as ordered by the Special Magistrate for violations of the Code of Ordinances of the City of Fort Lauderdale and/or the Unified Land Development Regulations. When residential, commercial, or industrial properties are not maintained in accordance with the municipal code and zoning regulations, the City may act through the Special Magistrate.



**Legal Authority:**

Florida Statute 162

City of Fort Lauderdale Code of Ordinances Chapter 11, Section 11-12

**Department:**

Development Services

**Fiscal Capacity:**

Fees vary by violation. City Commission approval would be required to increase the fee schedule.

**Forecast Assumption(s):**

The forecast is based on the Fiscal Year 2024 budget with no assumed increases in revenues.

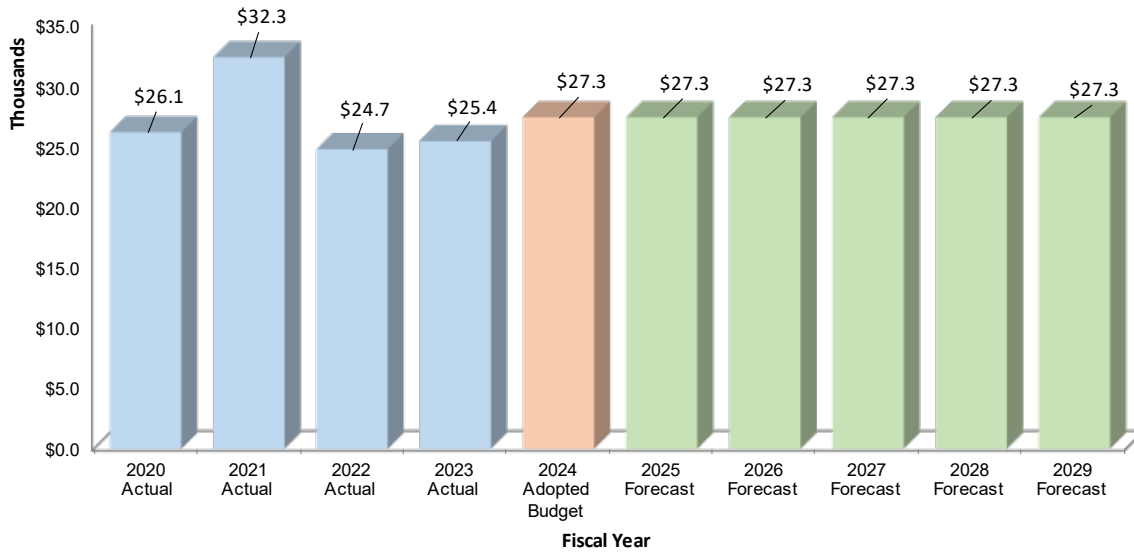
# MISCELLANEOUS REVENUE



## LOBBYIST REGISTRATION FEES (369-919)

**Description:**

This fee is collected from individuals who register as lobbyists and who intend to influence City policy in some capacity. Lobbyists are charged \$75 for initial and annual lobbyist registration and \$150 per principal for initial registration only.



**Legal Authority:**

City of Fort Lauderdale Municipal Ordinance Section 2-262, C-11-42

**Charter Office:**

City Clerk’s Office

**Fiscal Capacity:**

City Commission approval would be required to increase the fee schedule.

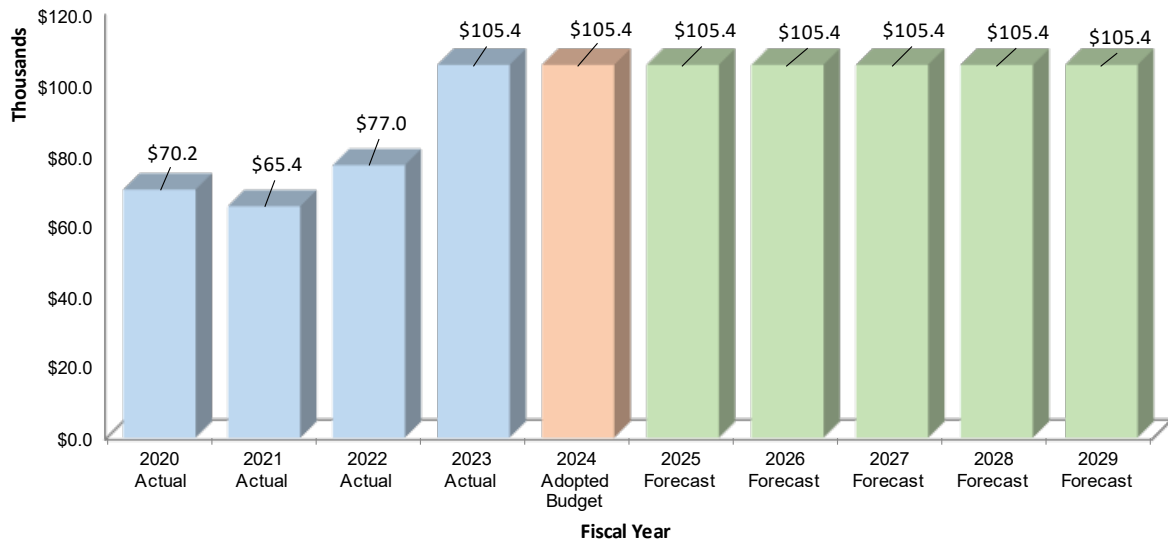
**Forecast Assumption(s):**

The forecast is based on the Fiscal Year 2024 budget adjusted annually by assumed growth, plus any assumed increases in charges.

## INTERFUND SVC CGHG - PILOT HOUSING AUTHORITY (369-902; INT654)

**Description:**

The City provides maintenance and makes improvements to the development area of the Housing Authority of the City of Fort Lauderdale in exchange for a payment in lieu of taxes (PILOT).



**Legal Authority:**

Cooperation agreement between the City and Housing Authority of Fort Lauderdale (September 2015).

**Department:**

Finance

**Fiscal Capacity:**

The PILOT is charged per housing unit and is adjusted annually based on the Implicit Price Deflator for State and Local Government Consumption Expenditures. City Commission approval would be required to increase the agreement.

**Forecast Assumption(s):**

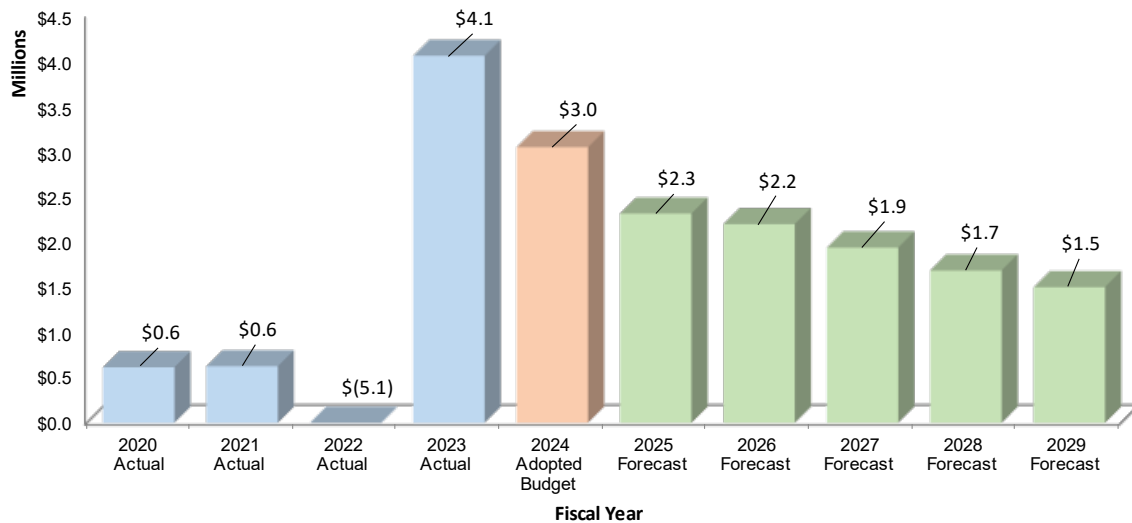
The forecast is based on the Fiscal Year 2024 budget with no assumed increases in revenue.



# INTEREST EARNINGS

**Description:**

This revenue is generated through the investment of public funds and includes Earn-Pooled Investments (361-101), Interest (361-100), and other income such as the Interest offset for Analysis Fees (311-004).



**Legal Authority:**

City of Fort Lauderdale municipal ordinance Section 2-158

**Department:**

Citywide

**Fiscal Capacity:**

The amount of money that the City holds in interest bearing accounts in addition to the rate of return on the City of Fort Lauderdale’s accounts determines the amount of revenue that is generated from this source.

**Forecast Assumption(s):**

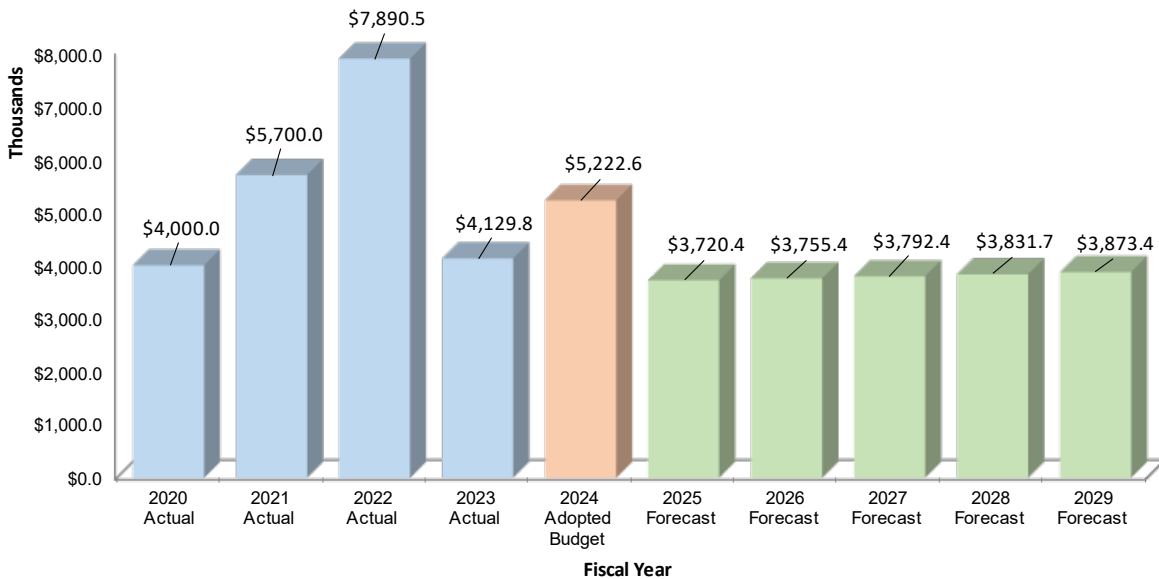
The forecast is calculated based upon forecast average year fund balance and assumed interest rate.

## RENTS AND ROYALTIES (362-000)

**Description:**

This revenue includes Rents and Royalties from the City Commission approved leases and other agreements. Examples of these agreements include:

- |                            |                           |                         |
|----------------------------|---------------------------|-------------------------|
| Telemundo                  | Shopping Center Air Space | DBSI Air Space Lease    |
| Auramar Air Space          | New River Trading Post    | Fort Lauderdale Archers |
| Lakeview Plaza             | St. Regis Misc. Easement  | Caproc Oakland Park     |
| Bench Advertising Contract | Bo’s Beach House          | Misc. Property Rentals  |
| City Park Mall             | Beach Cabana Rentals      | Brickell Station        |
| PDKN Holdings              | Bahia Mar Lease           | Carriage Services       |



**Legal Authority:**

City of Fort Lauderdale municipal ordinance Article VIII sections 8.06 – 8.21

**Departments:**

- Transportation and Mobility
- Parks and Recreation

**Fiscal Capacity:**

Fort Lauderdale City Commission has the ability to negotiate rates and lease terms based on a fair and marketable rate. The City Commission reserves the right to charge rates that are sufficient to insure a reasonable return on the investment.

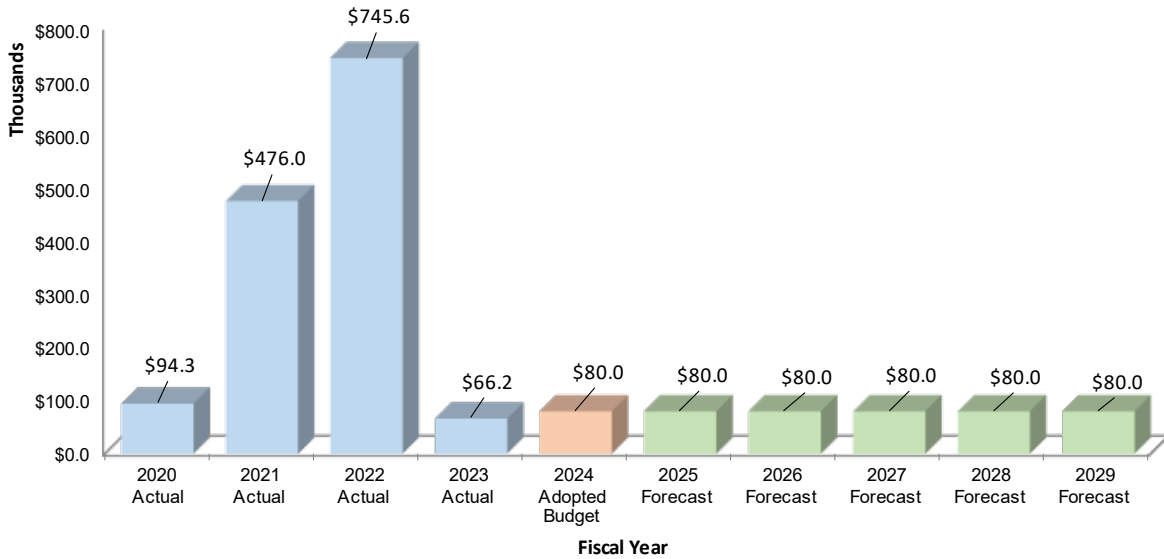
**Forecast Assumption(s):**

The forecast is based on the Fiscal Year 2024 budget, adjusted annually by assumed growth.

## IMPACT FEES – TREE CANOPY FEES (324-621)

**Description:**

Funding for this special revenue is kept in a Tree Canopy Trust Fund maintained by the City where funds received by the City for the equivalent value of trees removed shall be deposited. Money from the fund shall only be used to purchase non-required trees, which are then planted on public lands. The intent of this fee is to protect, preserve, and enhance the natural environment and beauty of the City.



**Legal Authority:**

Unified Land Development Regulations (ULDR) Section 47-21

**Department:**

Parks and Recreation  
Public Works

**Fiscal Capacity:**

City Commission approval would be required to increase the fee schedule.

**Forecast Assumption(s):**

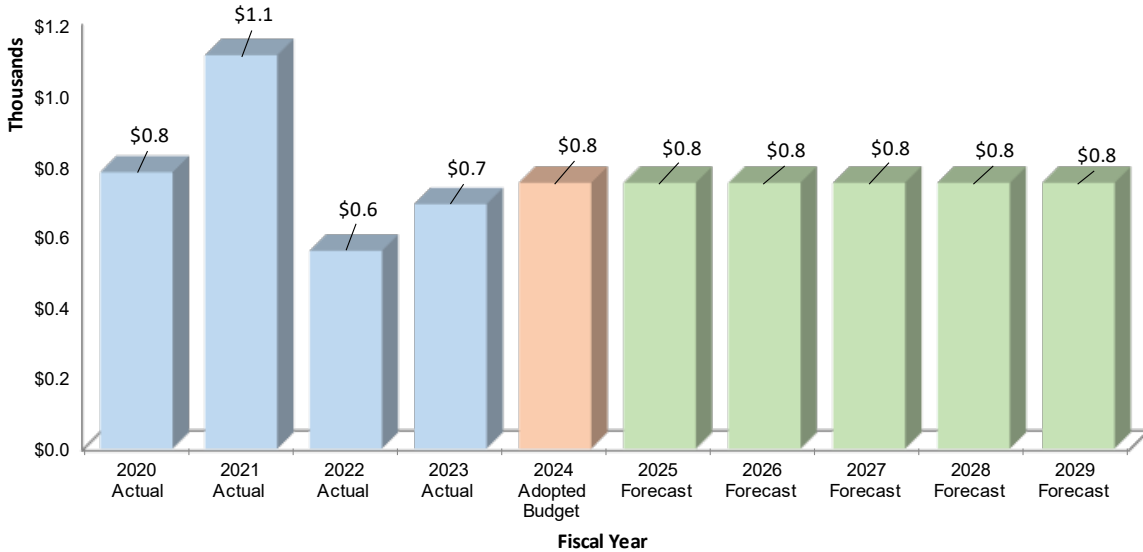
The forecast is based on the Fiscal Year 2024 budget with no assumed increases in revenue.

# FIRE TRAINING SURCHARGE

(329-503)

**Description:**

For this revenue source, a \$3 surcharge is collected by the Transportation and Mobility department for parking violations that occur in fire lanes or adjacent to fire hydrants. The surcharge revenue is credited to the trust fund to be used solely for firefighter education programs.



**Legal Authority:**

City of Fort Lauderdale municipal ordinance Section 26-141 and 26-143.

**Department:**

Transportation and Mobility  
Fire Rescue

**Fiscal Capacity:**

City Commission approval would be required to increase the fee schedule.

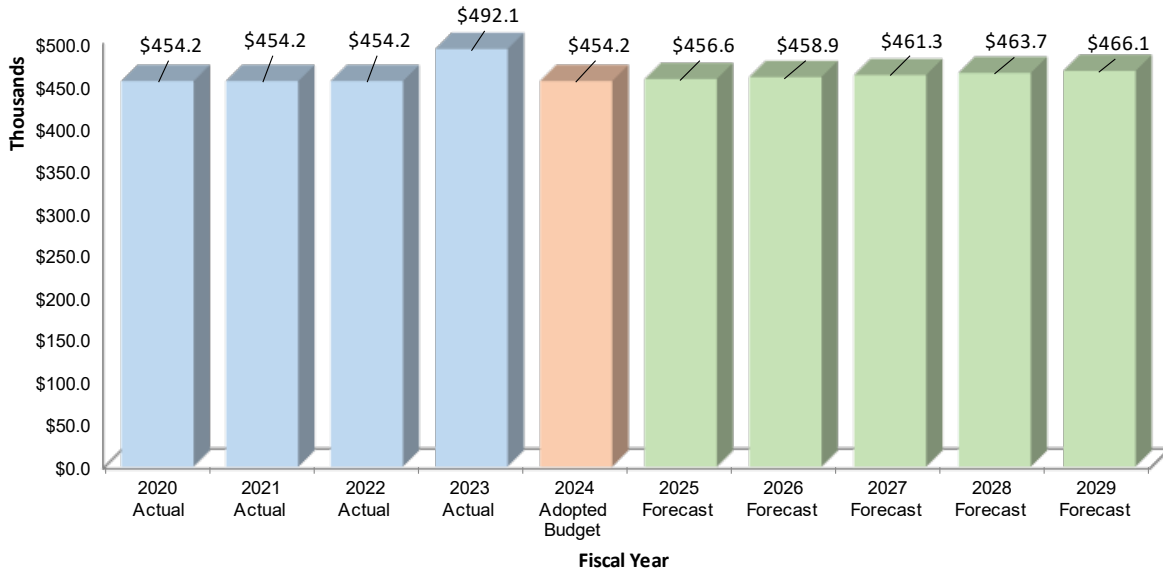
**Forecast Assumption(s):**

The forecast is based on the Fiscal Year 2024 budget adjusted annually by assumed growth.

## HAZ MAT DONATIONS (369-901)

**Description:**

The Haz–Mat Donation is an Inter-local agreement between the Broward County Sheriff Office, the City of Fort Lauderdale, the City of Hollywood, and the City of Sunrise for cooperative emergency response to hazardous material incidents or weapons of mass destruction.



**Legal Authority:**

Inter-local agreement between Broward County and the Cities of Fort Lauderdale, Sunrise, and Hollywood (Since June 2004).

**Department:**

Fire Rescue

**Fiscal Capacity:**

For this revenue source, funding contributed by each municipality is based on the Consumer Price Index (CPI) according to the established inter-local agreement. The Fort Lauderdale City Commission has the capacity to renegotiate the terms of this agreement to increase the amount collected if necessary. This agreement is revised annually to incorporate inflation.

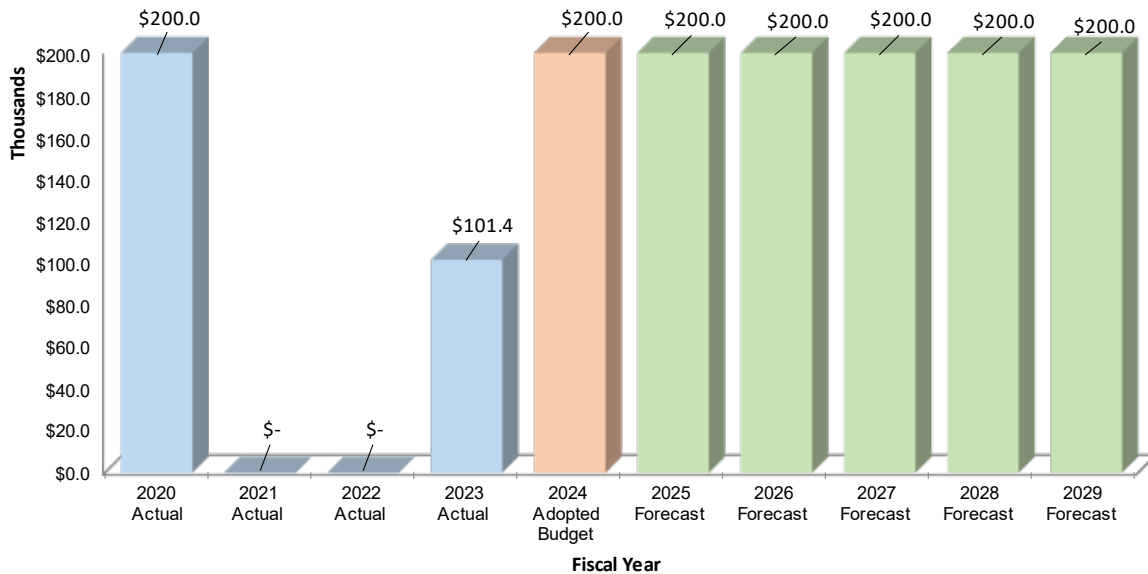
**Forecast Assumption(s):**

The forecast is based on the Fiscal Year 2024 budget and adjusted annually by assumed growth.

# TOWING FEES

**Description:**

This revenue is generated from levying an administrative fee on any towing business that operates within City limits. By State Statute, the fee is not to exceed 25% of the maximum towing rate.



**Legal Authority:**

Florida Statutes section 166.04465

**Department:**

Finance

**Fiscal Capacity:**

The Florida Statute allows for a municipality to impose and collect a reasonable administrative fee or charge to cover the cost of enforcement, including parking enforcement, when a vehicle is towed from public property. City Commission approval is required to increase the administrative fee.

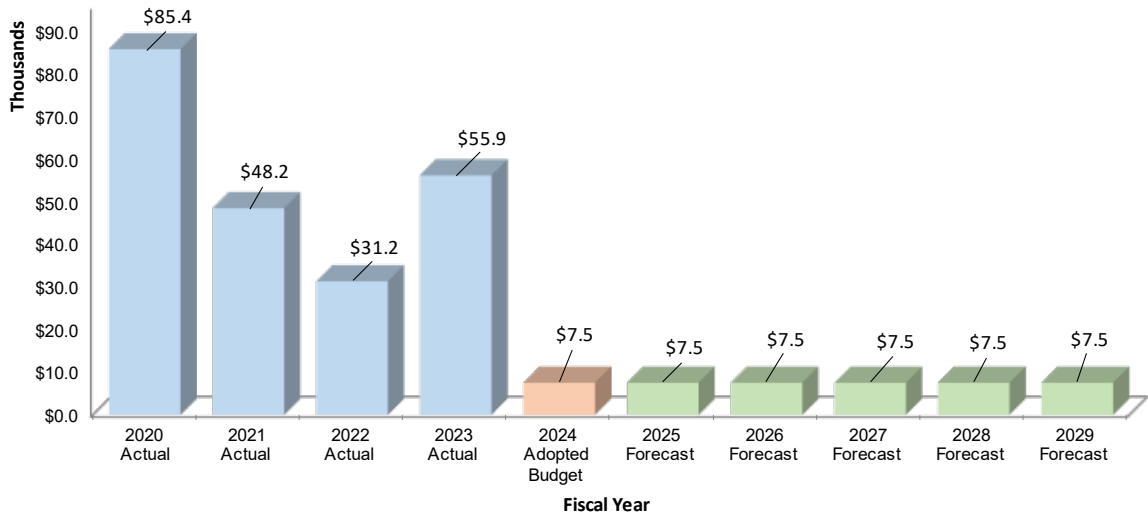
**Forecast Assumption(s):**

The forecast is based on the Fiscal Year 2024 budget adjusted annually by assumed growth.

# PROPERTY AND EVIDENCE

**Description:**

The City has the authority to sell found or abandoned property as well as unclaimed evidence so long as the procedures for proper notification have been met and the items have not been claimed. The revenues raised vary based on the stipulations set for by State Statute for the sale of unclaimed items. This revenue is designated by the following account codes: Found/Abandoned Property (369-923), Unclaimed Evidence (369-924), and Seized or Unclaimed Evidence within 60 days of Criminal Court (369-925).



**Legal Authority:**

Florida Statutes Sections 705.103 and 705.105

**Department:**

Police Department

**Fiscal Capacity:**

These revenues are dependent upon the City’s decision to sell any found or abandoned property and unclaimed evidence once Florida State Statutes notification measures have been met.

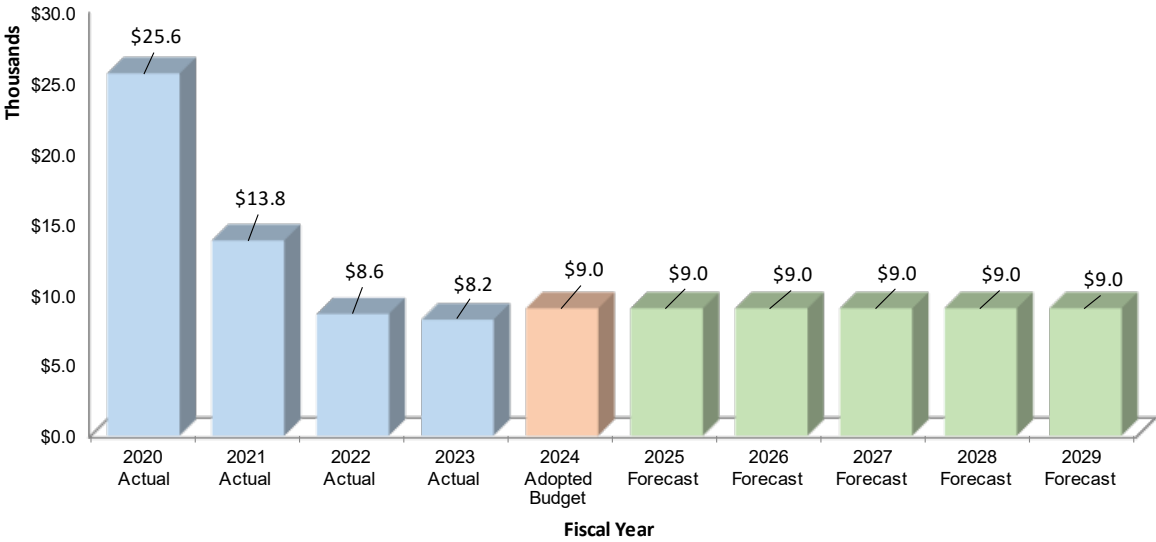
**Forecast Assumption(s):**

The forecast is based on the Fiscal Year 2024 budget with no assumed increases in revenue.

# FORECLOSURE REGISTRATION (369-927)

**Description:**

This program serves as a method to hold foreclosing lenders and trustees accountable for abandoned properties in order to effectively and efficiently abate public nuisances. The annual \$200 registration fee is the responsibility of the mortgagee and is paid to the City for the inspection, maintenance, and security of the abandoned property or properties.



**Legal Authority:**

City of Fort Lauderdale municipal ordinance Section 18-12.1 and C-12-38

**Department**

Development Services

**Fiscal Capacity:**

City Commission approval would be required in order to increase the fee schedule.

**Forecast Assumption(s):**

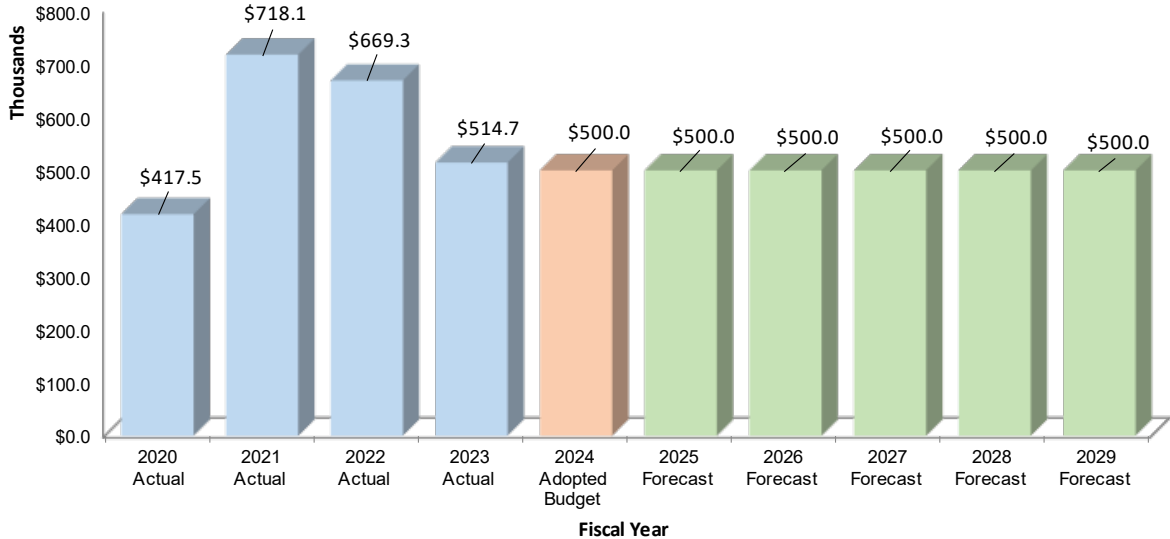
The forecast is based on the Fiscal Year 2024 budget with no assumed increases in revenue.



# LIEN REDUCTION PROGRAM (369-933)

**Description:**

The Special Magistrate has the authority to reduce code enforcement fines, penalties, and liens. In addition to delegating authority to the special magistrate, there are criteria that the magistrate must use when entering an order granting or denying the requested relief in whole or in part. An application for the reduction must be submitted, along with an administrative fee of \$175 for the first case and \$25 for each additional case.



**Legal Authority:**

City of Fort Lauderdale Municipal Ordinance Sec 11-3, C-15-31

**Department:**

Development Services

**Fiscal Capacity:**

City Commission approval would be required to increase the fee schedule.

**Forecast Assumption(s):**

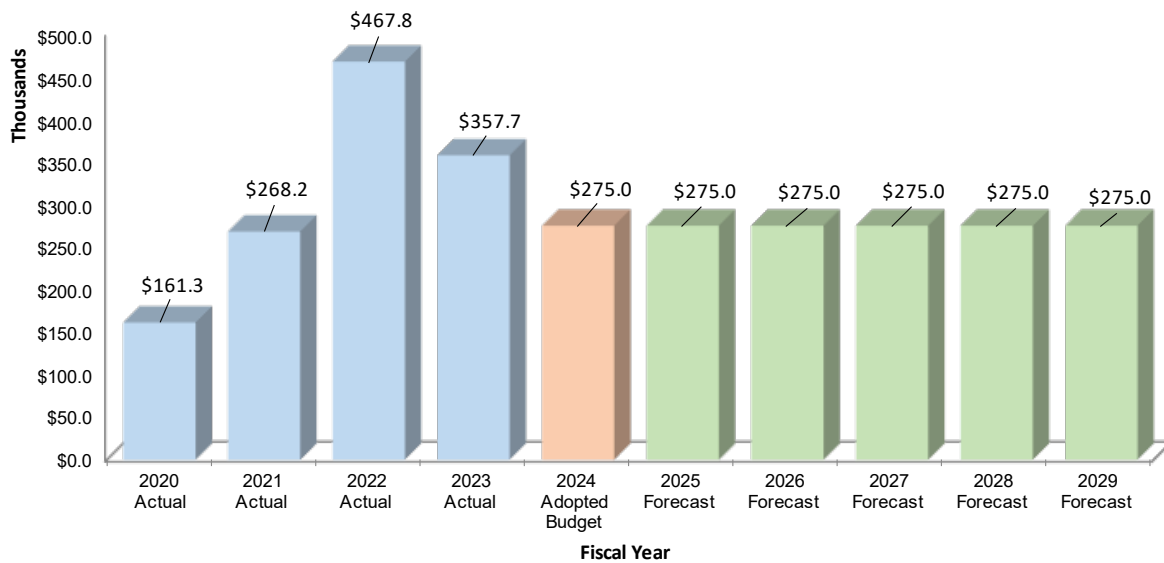
The forecast is based on the Fiscal Year 2024 budget with no assumed increases in revenue.

# VACATION RENTAL REGISTRATION PROGRAM

## (369-934)

**Description:**

The City Commission finds that certain transitory uses of residential property tend to affect the residential character of the community and are injurious to the health of the community. Therefore, it is necessary and in the interest of the public health, safety, and welfare to monitor and provide reasonable means for citizens of the City of Fort Lauderdale to mitigate impacts created by such transitory uses of residential property within the city. The city charges a fee for registration to compensate for administrative expenses relating to code maintenance of rental properties. The initial registration fee is \$350, and the subsequent renewal fees are \$160. Renewal fees are \$80 if the rental property is homesteaded.



**Legal Authority:**

City of Fort Lauderdale Municipal Ordinance Section 15-274 and C-16-25

**Department:**

Development Services

**Fiscal Capacity:**

City Commission approval would be required to increase the fee schedule.

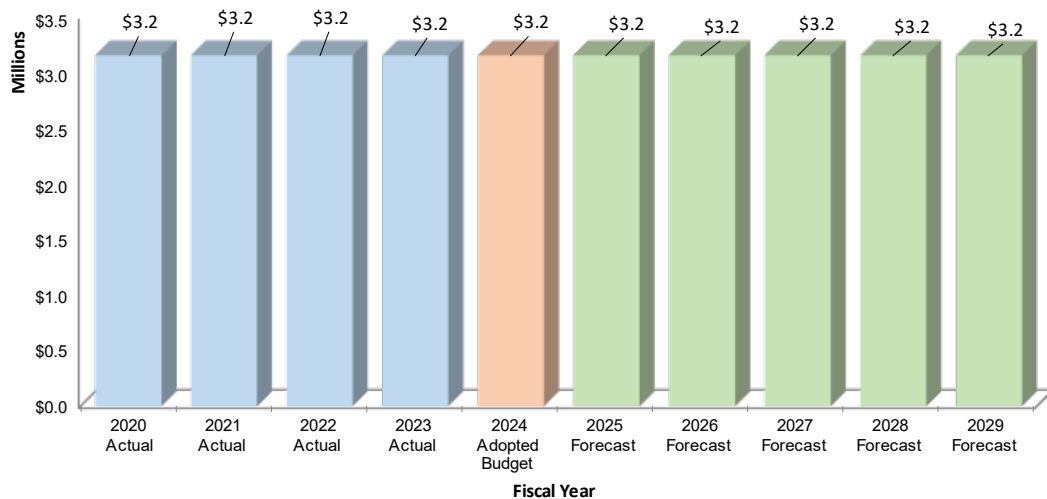
**Forecast Assumption:**

The forecast is based on the Fiscal Year 2024 budget with no assumed increases in revenue.

## INTERFUND SERVICE CHARGE – PARKING – RETURN ON INVESTMENT (369-902; INT585)

**Description:**

The City provides services through the operation of publicly owned utilities and other operations referred to as enterprise funds. Enterprise funds are treated in a manner similar to that of their private counterparts and a return on investment (ROI) is provided to the General Fund on an annual basis. The ROI is intended to generate a fair and reasonable rate of return recognizing the City’s investment.



**Legal Authority:**

City of Fort Lauderdale Enterprise Fund Return on Investment (ROI) Policy Summary

**Fiscal Capacity:**

The City Manager will set the rate annually as part of the proposed budget. The ranges should be reviewed every 3 years, at a minimum. Each Enterprise Fund is reviewed on an annual basis to ensure long-term financial stability.

Recommended Range for Return on Investment (ROI) Rates:

Minimum Rate: 2.69% - Based on 30-year Treasury Bond, as of 1st day of the year

Maximum Rate: 6.18% - Based on average investor-owned utility, adjusted for taxes and risk

**Forecast Assumption(s):**

The forecast includes assumed growth and no increases.



# STORMWATER FUND

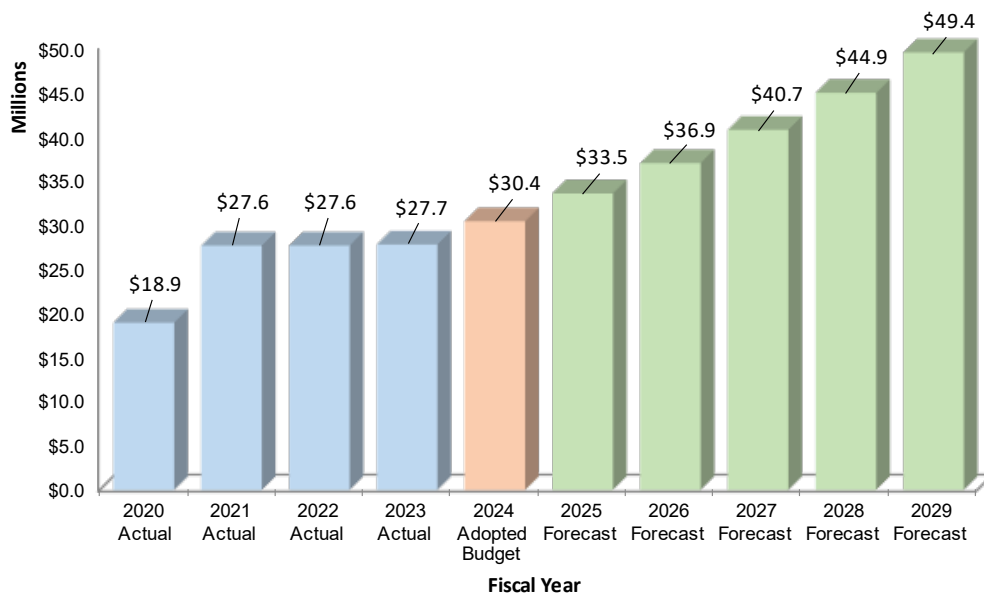
The special assessment revenue collected for the City's Stormwater Management Program are used for the operating expenses and capital improvements directly related to the management of stormwater, including improvements designed to improve water quality in the City's waterway. This also includes the enhancement of existing stormwater system maintenance.



# STORMWATER CHARGES (343-701)

**Description:**

In 2020, the City Commission authorized the creation of a Stormwater Management Program Assessment to fund the planning, construction, operations, maintenance, and administration of a public stormwater management system upon benefited parcels at a rate of assessment based on the special benefit accruing to such a parcel from the provision of a stormwater management system. Annually, the City must adopt an Annual Assessment Resolution in which assessments will be imposed to approve the assessment roll to fund the Stormwater Management Program.



**Legal Authority:**

City of Fort Lauderdale municipal ordinance Chapter 28 Article IV, Ordinance C-20-18

**Department:**

Public Works

**Fiscal Capacity:**

On June 16, 2020, the City Commission authorized the creation of a Stormwater Management Program Assessment to fund a public stormwater management system. Every year the new Stormwater Management Program Assessment Roll will be presented to the City Commission to be adopted with the Operating Budget and Five Year Community Investment Plan.





# CENTRAL REGIONAL WASTEWATER FUND

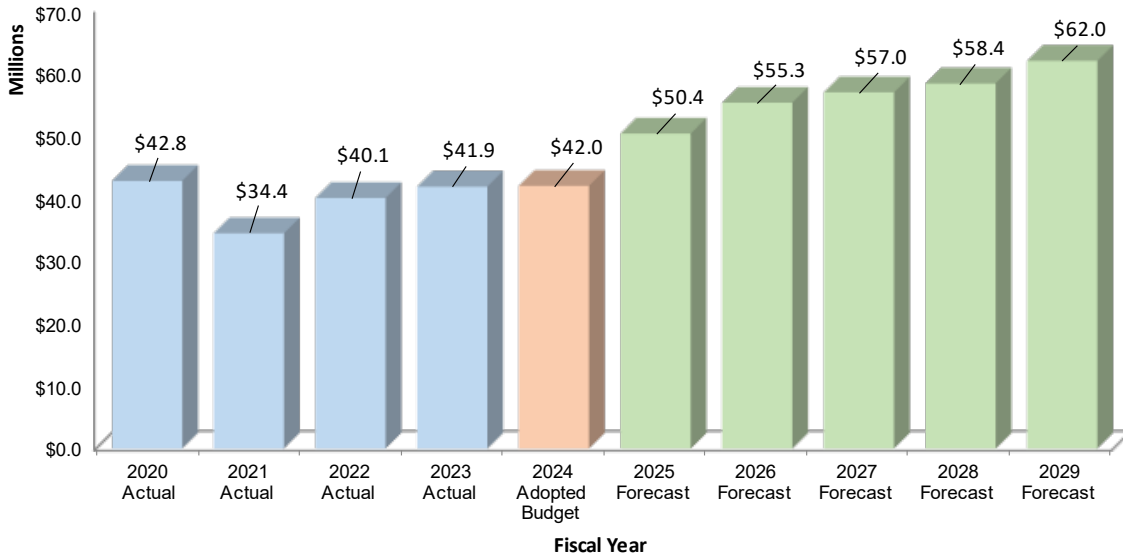
The City, through large user agreements, operates the Central Regional Wastewater System to provide treatment services for Fort Lauderdale, Oakland Park, Wilton Manors, Port Everglades, and parts of Tamarac and Davie. These agreements, necessitated by federal funding requirements, established the methodology for setting rates to large users. The City Commission establishes a billing rate based upon estimated expenses for the coming fiscal year. At the close of each year, the fund is audited, and the actual rate is determined. If necessary, the lump sum rebates, or charges, are made to adjust the amounts paid during the year.



# CENTRAL REGIONAL WASTEWATER CHARGES FOR SERVICES

**Description:**

The Central Regional Wastewater System collects service charge revenue from residents of Oakland Park, Tamarac, Davie, Wilton Manors, and Fort Lauderdale to support the wastewater service.



**Legal Authority:**

City of Fort Lauderdale Municipal Ordinance Section 28-77

**Department:**

Public Works

**Fiscal Capacity:**

The City of Fort Lauderdale has control over the administration of the Central Regional Wastewater System. The capacity to increase rates within each region exists; however, the City Commission must approve any increase in rates, or other fees assessed to individuals within the Central Regional Wastewater System.



# **WATER AND SEWER FUND**

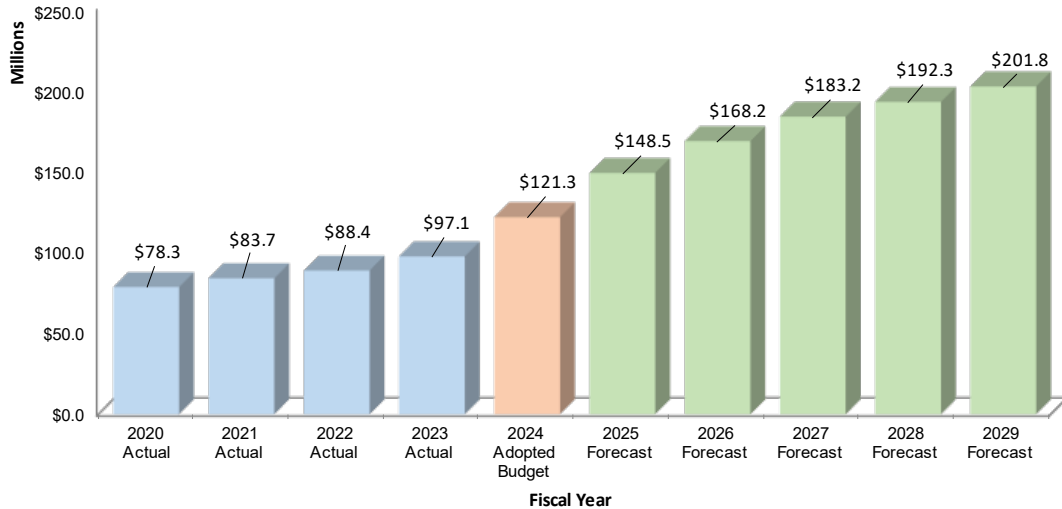
The Water and Sewer Fund supplies water and sewer services on a regional basis for approximately 250,000 residents of central Broward County. The areas serviced include Fort Lauderdale, Port Everglades, Sea Ranch Lakes, Lauderdale by the Sea, Oakland Park, Wilton Manors, parts of Davie, Tamarac, and Broward County unincorporated areas.



## WATER CHARGES FOR SERVICES (343-601)

**Description:**

This revenue is primarily generated by water fees paid by the neighbor. These charges include sales, connection fees, and other miscellaneous charges that are assessed for water service.



**Legal Authority:**

City of Fort Lauderdale Municipal Ordinance Chapter 28 Article III

**Department:**

Public Works

**Fiscal Capacity:**

Effective October 1, 2023, the City amended Chapter 28, Section 143 to include an annual 22.5% rate increase for two (2) years, followed by a 9.0% annual increase for two (2) years, then 5% rate increase going forward. City Commission approval would be required to increase the fee schedule.

# SEWER CHARGES FOR SERVICES (343-604)

**Description:**

This revenue is primarily generated by wastewater fees paid by the neighbor. These charges include sales, connection fees, and other miscellaneous charges that are assessed for wastewater service.



**Legal Authority:**

City of Fort Lauderdale Municipal Ordinance Chapter 28 Article II

**Department:**

Public Works

**Fiscal Capacity:**

Effective October 1, 2023, the City amended Chapter 28, Section 76 to include an annual 9% rate increase for two (2) years, then 5% rate increase going forward. City Commission approval would be required to increase the fee schedule.



# AIRPORT FUND

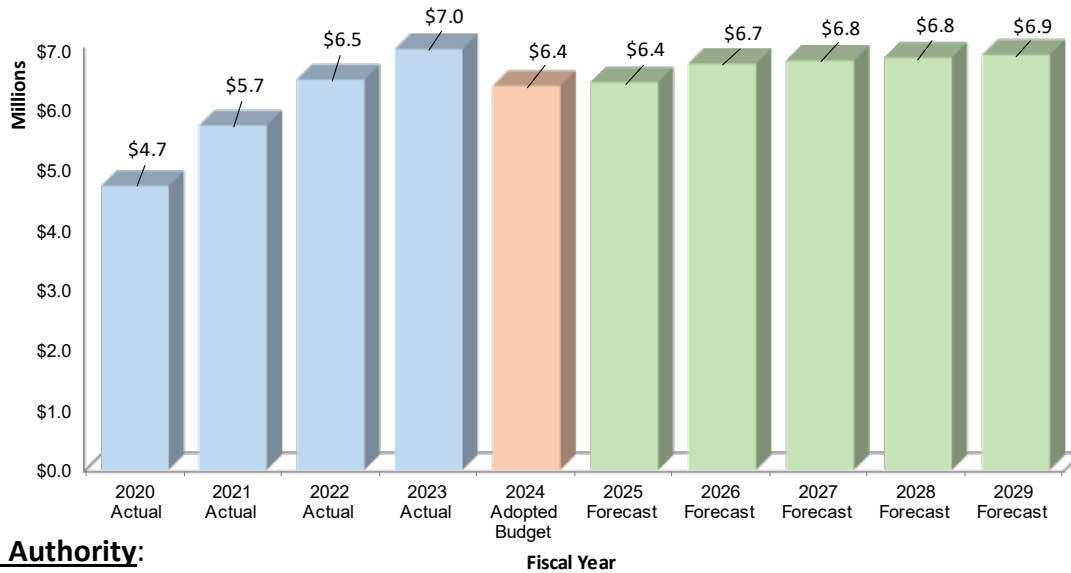
The City's Airport fund is established to support the operations of the City of Fort Lauderdale Executive Airport through charges paid by those who utilize the airport's services and transportation related grants.



# AVIATION LEASES

**Description:**

This revenue source is aviation lease payments for operating at the Fort Lauderdale Executive Airport and fuel flowage fees. Long Term agreements range from 30 to 50 years with Consumer Price Index (CPI) adjustments every 1, 3, or 5 years, depending on the agreement and a 5, 10, or 20-year market adjustment, also depending on the agreement. Based on current statutory requirements, new leases of aviation property would be limited to a maximum term of 30 years.



**Legal Authority:**

There are individual lease agreements for each parcel.

**Charter Office:**

City Manager’s Office – Fort Lauderdale Executive Airport

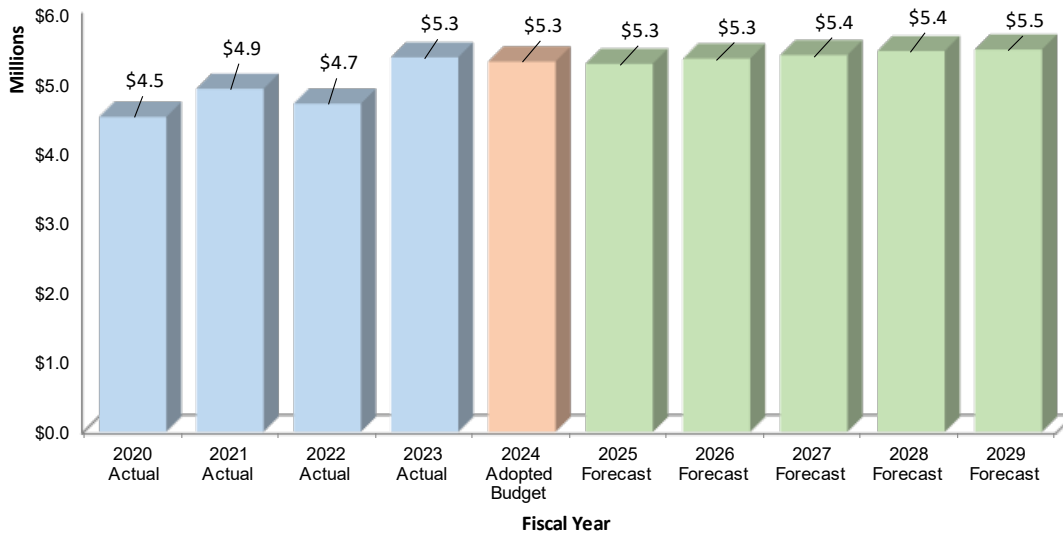
**Fiscal Capacity:**

During the lease renewal process, Fort Lauderdale can renegotiate new terms with existing vendors. Commission approval is necessary to modify lease agreements.

# NON-AVIATION LEASES

**Description:**

This revenue source is non-aviation lease payments for operating at the Fort Lauderdale Executive Airport and revenue from the stadium. Long-term agreements range from 39 to 60+ years with terms that vary depending on the agreement. Non-aviation leases are for properties that are identified for non-aviation development, as opposed to hangars and ramps.



**Legal Authority:**

There are individual lease agreements for parcels.

**Charter Office:**

City Manager’s Office – Fort Lauderdale Executive Airport

**Fiscal Capacity:**

Rents are based on appraisal of the fair market value of each parcel at the time of the lease commencement, with escalations, in accordance with the City Charter and City Commission Resolution. City Commission approval is required to modify the rates assessed for non-aviation leases.

# PARKING FUND

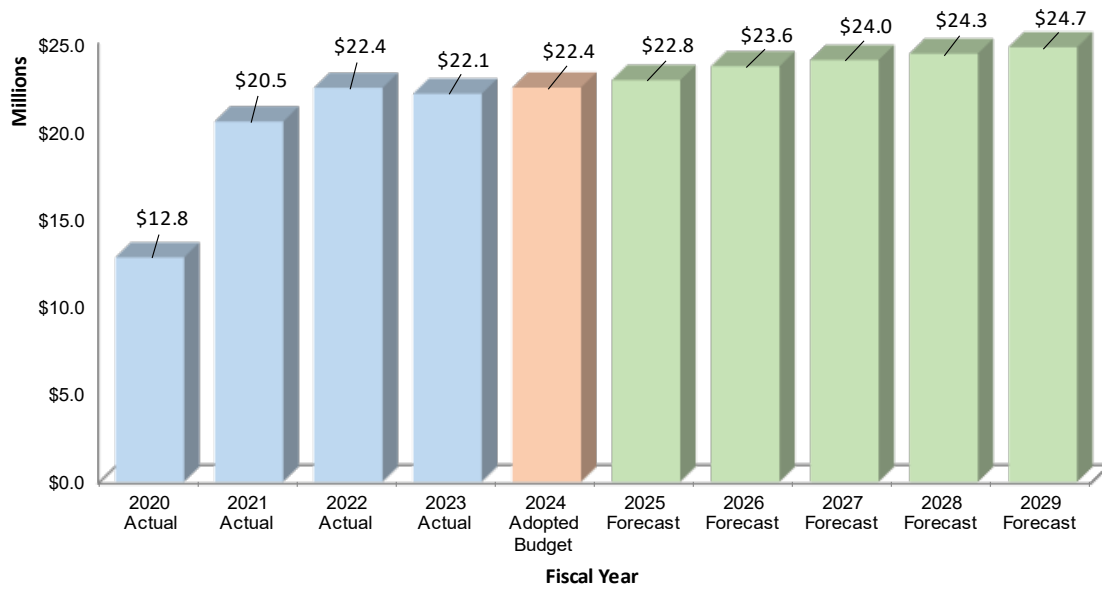
The Parking Fund is a self-sustaining fund, which uses no tax dollars to fund the operating expenses of the parking garages, lot maintenance, enforcement, administrative staff, and field personnel. All salaries, benefits, and operating expenditures are paid exclusively from charges collected from meters, permit sales, and citations.



# PARKING FEES

**Description:**

This revenue consists of user fees from parking meters and kiosks in the City’s parking system which consists of approximately 10,823 parking spaces in five (5) parking garages, 31 parking lots, and additional on-street parking.



**Legal Authority:**

City of Fort Lauderdale Municipal Ordinance Section 26-156 through Section 26-161

**Department:**

Transportation and Mobility

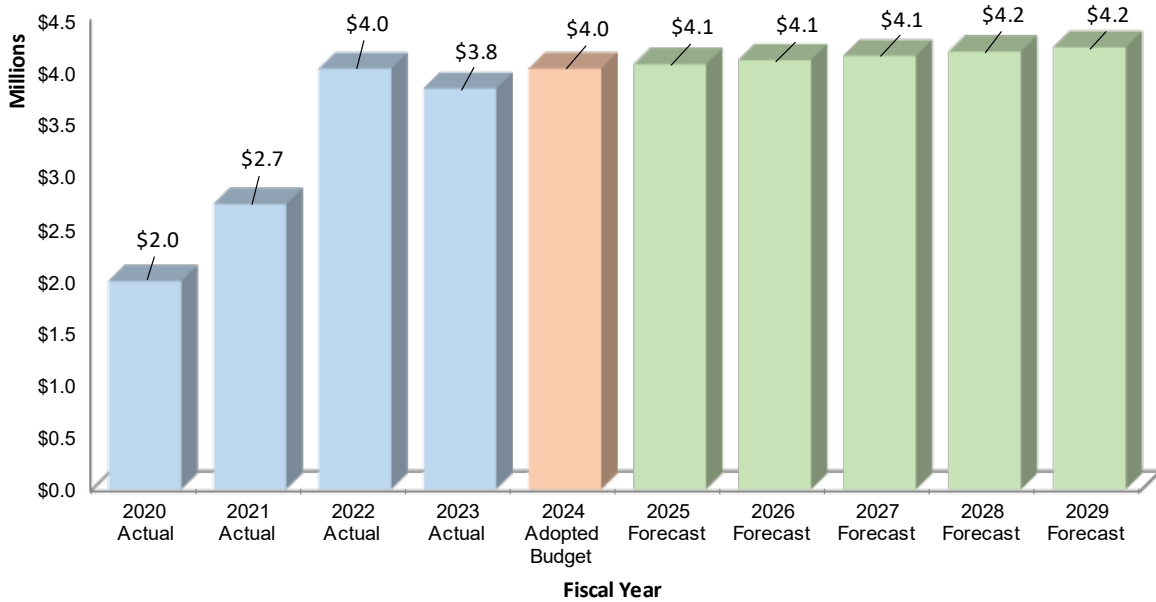
**Fiscal Capacity:**

Fort Lauderdale has the authority to increase this revenue source by increasing permit and/or meter fees or the number of meters and lots in the City. City Commission approval would be required to increase the fee schedule.

# PARKING FINES

**Description:**

This revenue source consists of parking fines collected from citations including overtime parking citations and handicapped parking citations.



**Legal Authority:**

City of Fort Lauderdale Municipal Ordinance Section 26.156 through Section 26.161

**Department:**

Transportation and Mobility

**Fiscal Capacity:**

Fort Lauderdale has the authority to increase this revenue by increasing citation fines with stronger parking enforcement. City Commission approval would be required to increase the fee schedule.



# SANITATION FUND

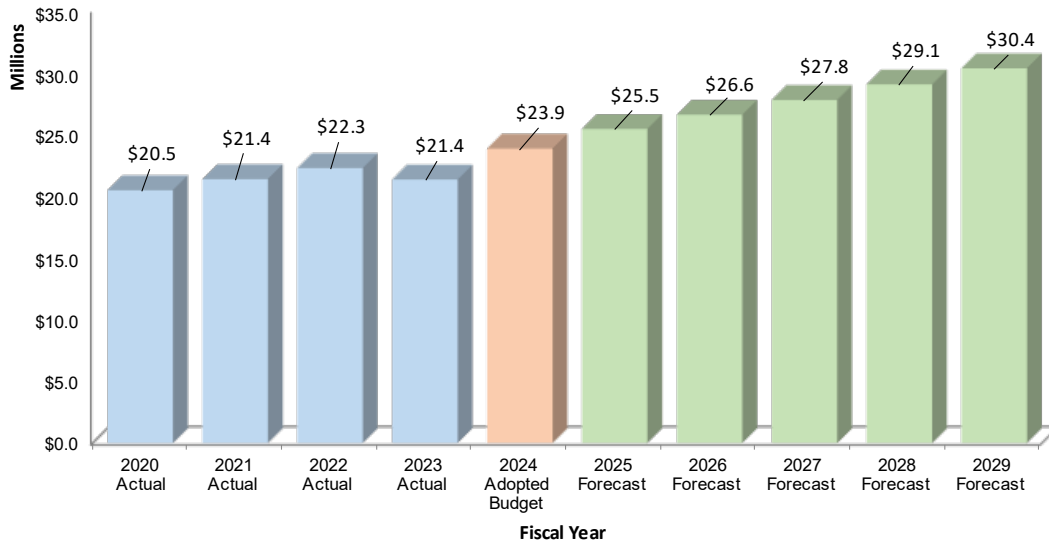
The Sanitation Fund provides the City with a full complement of modern solid waste services by providing residential household garbage, recycling, yard waste, and bulk trash collection. The fund also supports lot cleaning, rights of way maintenance, and public trash receptacles. Revenues from the licensing of private collectors, commercial franchise fees, and residential collection fees support this fund.



# RESIDENTIAL COLLECTION FEES (343-402)

**Description:**

This revenue source includes fees for trash collection assessed to neighbors for sanitation services within the City of Fort Lauderdale’s jurisdiction.



**Legal Authority:**

City of Fort Lauderdale Municipal Ordinance Section 24-26, Section 24-27, C-19-14

**Department:**

Public Works

**Fiscal Capacity:**

The forecast is based on the Fiscal Year 2024 budget adjusted annually by a 4.0% increase. City Commission approval would be required to modify the fee schedule.



# BUILDING FUND

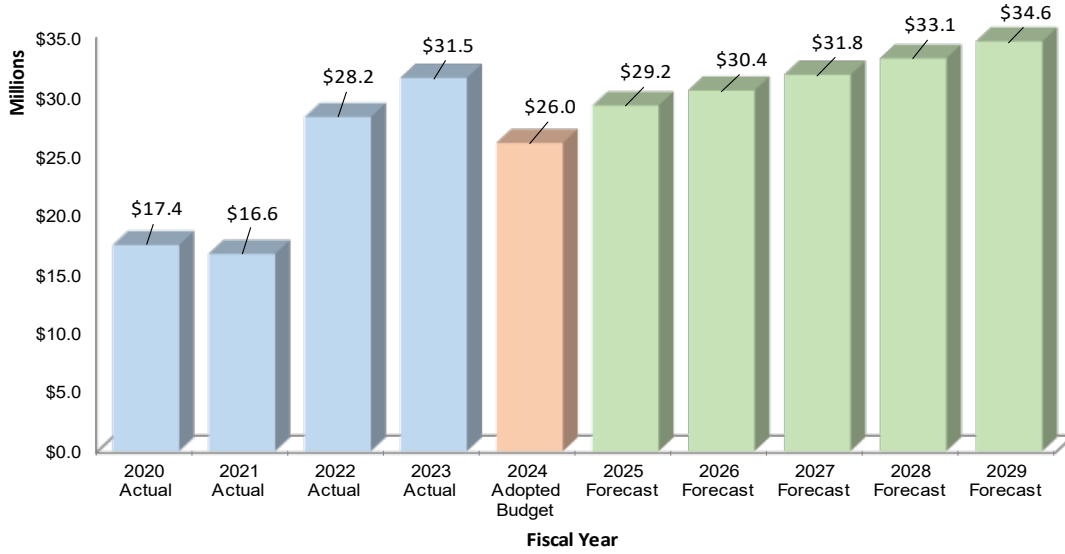
The Building Special Revenue Fund was created in 2011 to ensure that legally restricted permit revenues, certification maintenance fees, and construction technology fees are used to finance allowable activities related to enforcement of the Florida Building Code.



# BUILDING PERMITS AND FEES

**Description:**

Building fund revenue is collected from fees and the sale of permits issued to authorize the renovation, construction, and/or installation of plumbing, electrical, and plumbing work.



**Legal Authority:**

City of Fort Lauderdale Municipal Ordinance Section 9-48, C-22-33

**Department:**

Development Services

**Fiscal Capacity:**

City Commission approval would be required to increase the fee schedule.





# **NUISANCE ABATEMENT FUND**

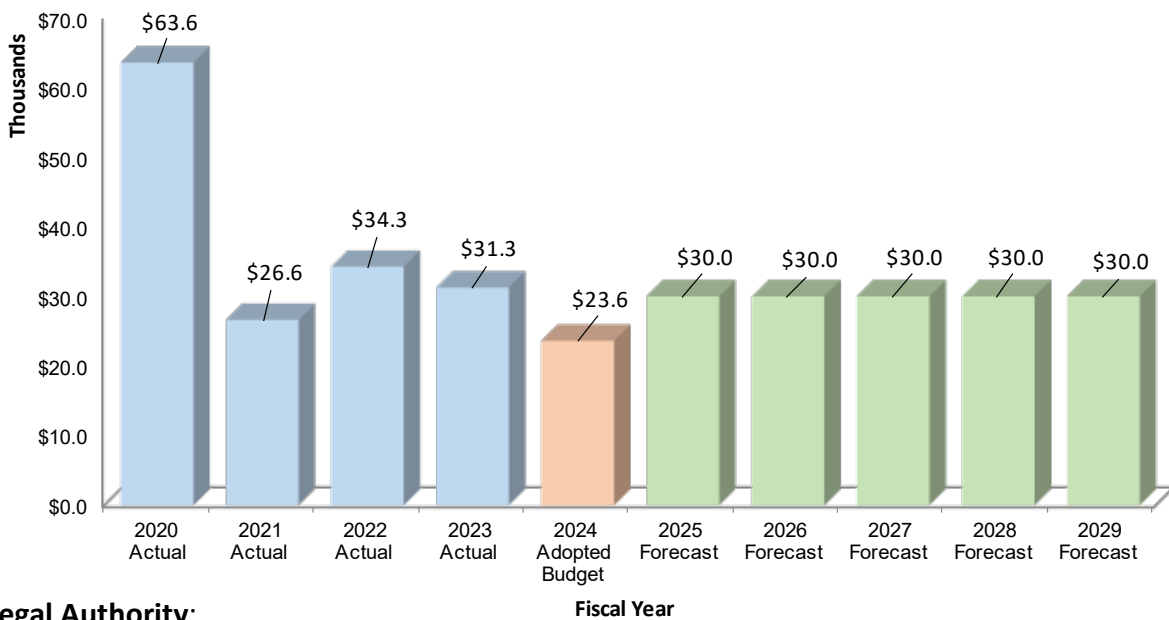
The Nuisance Abatement Fund was established in 2017 to support the total expense incurred by the City to abate public nuisance.



## NUISANCE ABATEMENT ASSESSMENT FEE (325-202)

**Description:**

The revenue is generated through fees to residents for neglecting their private property to the degree that the property threatens or endangers the public health, safety, or welfare of adjacent residents. The fees levied are set to equal the total expense incurred by the City in addressing the public nuisance, including administrative costs. This is considered a special assessment and lien upon the property upon which the public nuisance was abated.



**Legal Authority:**

Florida Statutes section 893.138  
 City of Fort Lauderdale Municipal Ordinance Sec. 18-15, No. C-18-42

**Department:**

Development Services

**Fiscal Capacity:**

It is not in the City’s interest to increase this revenue source. The fee charged currently covers the total expense incurred by the City but is offset by a commensurate expense incurred to abate the nuisance.







**CITY OF FORT LAUDERDALE**

---

**OFFICE OF MANAGEMENT  
AND BUDGET**

If you would like this publication in an alternate format, please call (954) 828-4755 or  
email [strategiccommunications@fortlauderdale.gov](mailto:strategiccommunications@fortlauderdale.gov).