



## Memorandum

**Memorandum No: 24-096**

**Date:** July 31, 2024

**To:** Honorable Mayor, Vice Mayor, and Commissioners

**From:** Susan Grant, Acting City Manager *Susan Grant*

**Re:** 2024 Mobility Advancement Program Project Application Rankings and Metropolitan Planning Organization Recommendations for Broward County Surtax Municipal Capital Projects

---

On March 19, 2024, the City Commission adopted Resolution No. 24-58 endorsing New Municipal Capital Projects as a part of the 2024 Mobility Advancement Program for Broward County Surtax Funding. Each municipality was allowed to submit up to three project applications and based on the program criteria, each application must either create a new roadway, expand a roadway or intersection, or implement traffic calming measures.

The City of Fort Lauderdale submitted the following applications:

- NE 26<sup>th</sup> Street Mobility Project
- SW 14<sup>th</sup> Avenue and Middle Street, and
- Breakers Avenue

In early June, the Broward Metropolitan Planning Organization notified City staff that the NE 26<sup>th</sup> Street project was recommended for construction funding in the amount of \$9,677,609. The design funding for this project was awarded as part of a 2023 surtax application.

The other two City of Fort Lauderdale applications are not recommended for funding as only two projects (out of 56 county wide applications) are being recommended for award. The SW 14<sup>th</sup> Avenue project ranked 5<sup>th</sup> and the Breakers Avenue project ranked 41<sup>st</sup>.

The five-year plan is scheduled for Surtax Oversight Board review/consideration in August, and if awarded, the projects will be programmed for funding in 2029.


For further information regarding the Mobility Advancement Program, please contact Milos Majstorovic MSCE, PE, Acting Director of Transportation and Mobility, at [mmajstorovic@fortlauderdale.gov](mailto:mmajstorovic@fortlauderdale.gov)

Attachment: Broward MPO Ranking and Recommendations – Cycle 5 Results

c: Anthony G. Fajardo, Assistant City Manager  
Ben Rogers, Acting Assistant City Manager  
Laura Reece, Acting Assistant City Manager  
Christopher Cooper, Acting Assistant City Manager  
Thomas J. Ansbro, City Attorney  
David R. Soloman, City Clerk  
Patrick Reilly, City Auditor  
Department Directors  
CMO Managers

# RANKING AND RECOMMENDATIONS

## CYCLE 5 RESULTS



# INTRODUCTION

Broward County’s Mobility Advancement Program (MAP) provides funding for Municipal Capital Projects (MCPs) to design and construct various improvements. MCPs add capacity to existing roadways or bridges, provide traffic calming improvements, build new roadways or bridges, and deliver other improvements such as sidewalks, bike lanes, street lighting, and landscaping. **The improvements eligible for funding are governed by Florida Statutes Section 212.055(1) and further defined in the Second Amendment of the Interlocal Agreement (ILA).**

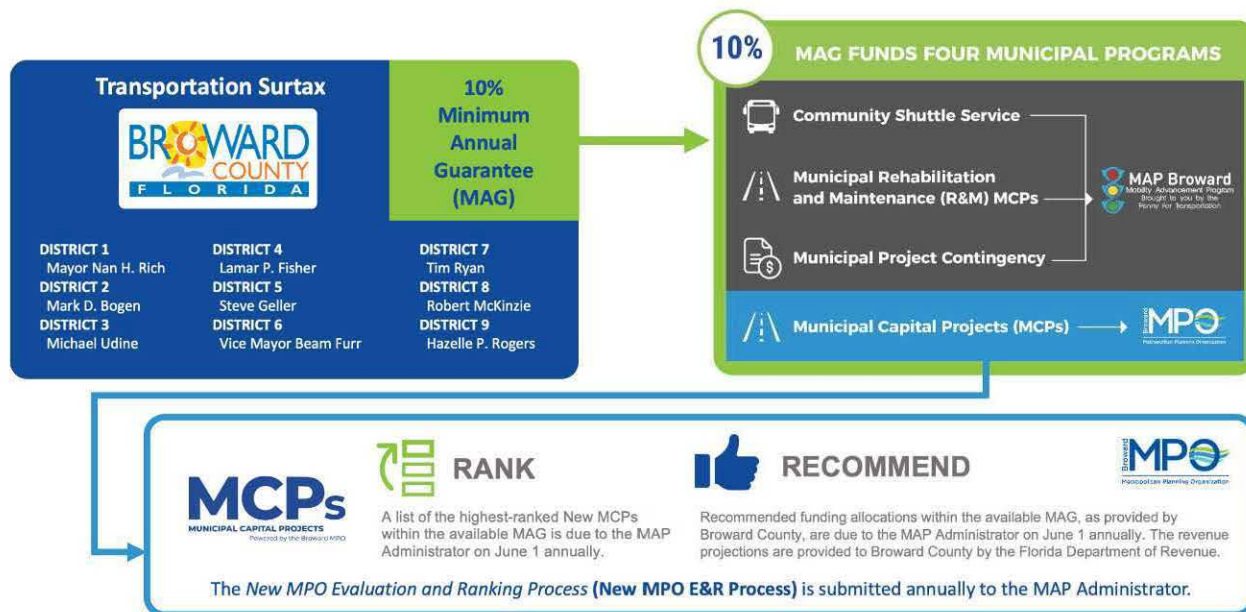
## The Importance of the Second Amendment

On January 28, 2021, the Broward Metropolitan Planning Organization (MPO) Board approved the Second Amendment to update the ILA for Transportation Surtax Services adopted by Broward County, the municipalities, and the MPO. The Second Amendment serves as the successor agreement to the ILA and establishes the rules the municipalities and MPO must follow to receive Surtax funding from the County. It supersedes all other Surtax-related documents.

The Second Amendment identifies the requirements the MPO must satisfy to rank and recommend MCPs for possible inclusion in the Five-Year Plan. This process is referenced in the Second Amendment (*Section IV.B*) as the *New MPO Evaluation and Ranking Process (New MPO E&R Process)*.

## The MPO’s Role in the MCPs Program

The MPO evaluates and ranks MCPs according to the requirements documented within the Second Amendment. The primary criteria are based on a project’s ability to relieve congestion and improve connectivity (*Section IV.B.2(a)*), and the secondary criteria (*Section IV.B.2(b)*) includes several other factors that satisfy other complementary goals established by Broward County.



The MPO works with participating municipalities annually to submit applications for one phase (design or construction) of their projects. The MPO evaluates and ranks the submitted application based on a criterion published in the **New MPO E&R Process**, which complies with all the requirements documented within the Second Amendment. **The highest ranked MCPs within the Minimum Annual Guarantee (MAG) are submitted by the MPO to the MAP Administrator for an opportunity to be included in the fifth year of Broward County’s Five-Year Plan.**

# INTRODUCTION

## Cycle 5 Process and Results

Starting in January of 2024, the MPO began working one-on-one with participating municipalities to develop and submit MCP applications for an opportunity to be included in the fifth year of the Five-Year Plan (FY2029). Two workshops were hosted and recorded to assist the municipalities in developing their applications. The first workshop was held on January 17, 2024, and was made available on the New MCPs YouTube channel. At the first workshop, the MPO demonstrated the process of developing and submitting applications through the online portal. At the second workshop, held on January 24, 2024, the MPO demonstrated how applications are evaluated and scored. The second workshop was also posted on the New MCP YouTube channel before the opening of the application submittal period.



**45% of Municipalities**  
Met With MPO Liaison Team  
11% increase from last cycle



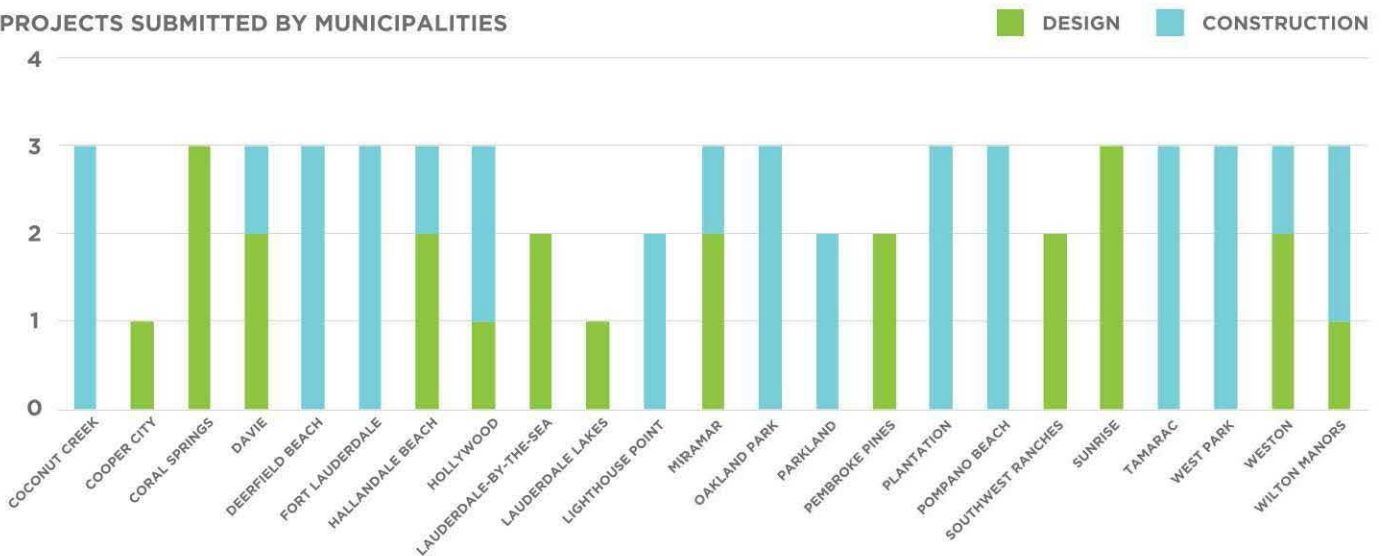
Training Sessions Attended By  
**62% of Municipalities**  
7% increase from last cycle



**23 Municipalities**  
Submitted Applications  
15% increase from last cycle

Applicants had 29 days from February 9, 2024, to March 8, 2024, to submit their applications. **The MPO received 60 applications from 23 participating municipalities for Cycle 5.** The applications included projects seeking funding for either design or construction. Several applicants who had been funded for design in previous cycles submitted for construction during Cycle 5.

PROJECTS SUBMITTED BY MUNICIPALITIES



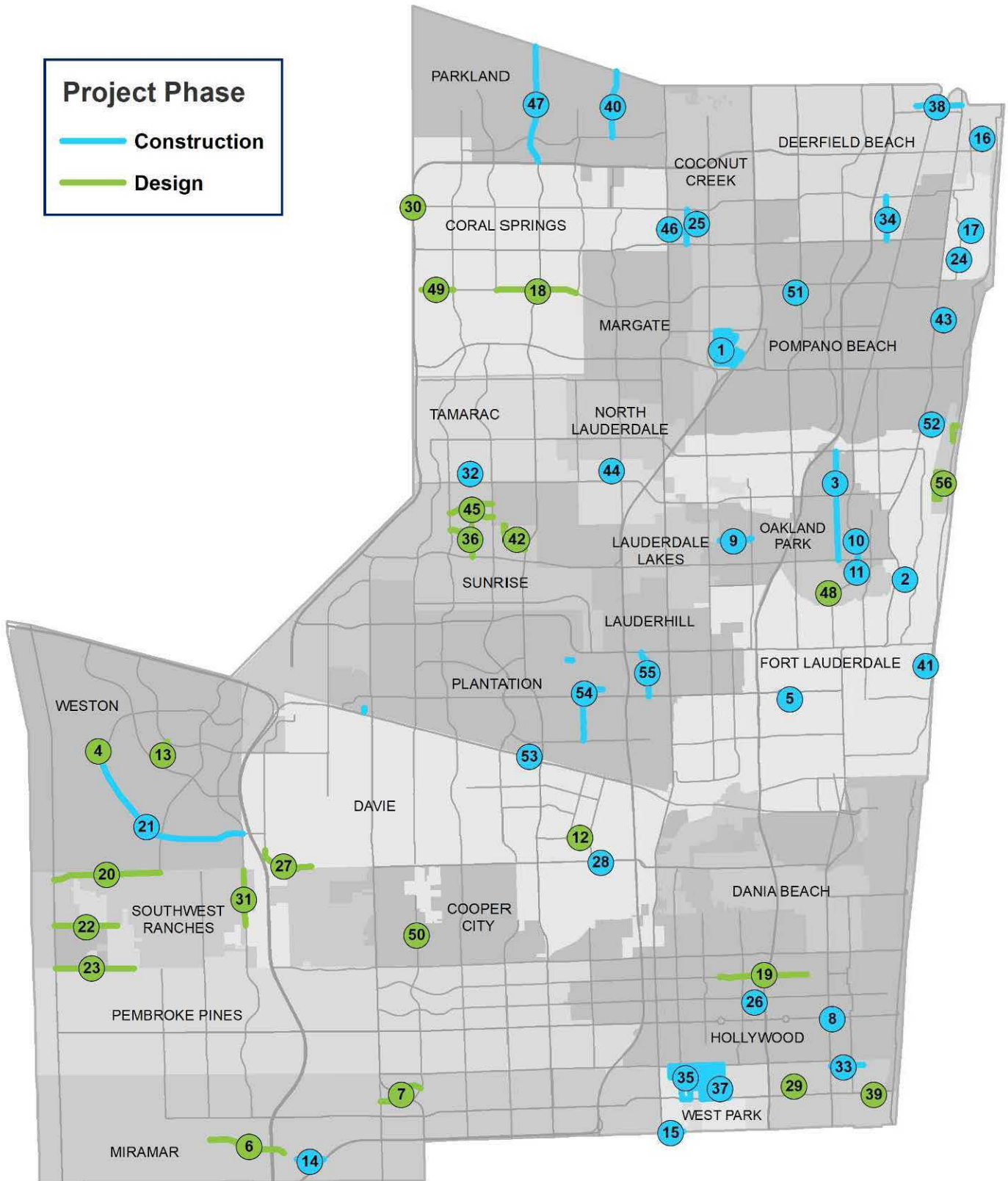
## Structure of this Document

This document contains the ranking of each MCP application deemed eligible by the Transportation Surtax General Counsel and a list of the highest ranked MCPs within the MAG recommended for funding. The recommendation follows the requirements of the Second Amendment as documented within the **New MPO E&R Process**. A map and table of the ranked and recommended MCPs are provided, along with various descriptive statistics and key findings for each list.

# RANKED PROJECTS

**Project Phase**

- Construction
- Design



Please see the full table of rankings on pages 4-5 of this document.

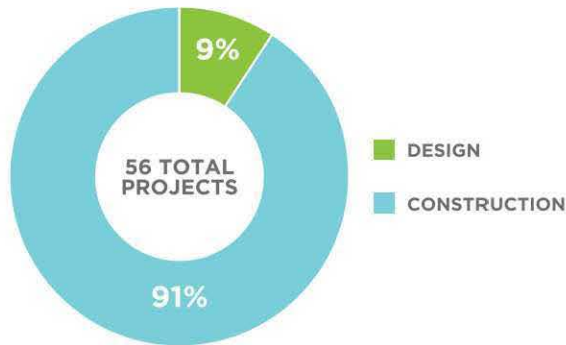
# RANKED PROJECTS

Rank	Municipality	Project ID	Project Name	Phase Requested	Amount Requested	Previous Phase In Five-Year Plan
1	Coconut Creek	COCO-23-007	South Creek Neighborhood Improvements	Construction	\$14,274,500	Yes
2	Fort Lauderdale	FORT-23-001	NE 26th St. Mobility Project	Construction	\$9,677,609	Yes
3	Oakland Park	OAKL-22-020	NE 6th Ave. Improvements	Construction	\$10,502,792	Yes
4	Weston	WEST-24-001	South Post Rd. & Saddle Club Rd. Roundabout Improvements	Design	\$436,654	No
5	Fort Lauderdale	FORT-22-001	SW 14 Ave. and Middle St. Capacity Increase and Added Parking Lane	Construction	\$7,882,936	Yes
6	Miramar	MIRA-011	Bass Creek Rd. Expansion from Lakeside Dr. to SW 172nd Ave.	Design	\$2,162,560	No
7	Miramar	MIRA-014	Miramar Blvd. Expansion from Hiatus Rd. to Flamingo Rd.	Design	\$1,595,840	No
8	Hollywood	HOLL-23-003	Hollywood Blvd. Capacity Improvement Project	Construction	\$5,883,209	No
9	Oakland Park	OAKL-22-003	NW 39th St. Improvements	Construction	\$2,613,098	Yes
10	Oakland Park	OAKL-021	Main St./NE 12th Ave. Improvements	Construction	\$1,558,075	No
11	Wilton Manors	WILT-22-001	Five Points Redesign Project Construction Phase	Construction	\$4,725,000	Yes
12	Davie	DAVI-020	SW 39 St. Improvements	Design	\$395,250	No
13	Weston	WEST-24-002	Tequesta Trace & Island Way Bicycle Facilities	Design	\$387,214	No
14	Miramar	MIRA-017	Bass Creek Rd. Expansion from SW 148th Ave. to FL Turnpike	Construction	\$4,280,128	Yes
15	West Park	WPRK-001	County Line Rd. From SW 56th Ave. to South State Rd. 7 Improvements	Construction	\$1,350,729	Yes
16	Deerfield Beach	DEER-23-001	SE 15 Ave. Bridge Replacement	Construction	\$3,479,843	No
17	Lighthouse Point	LHP-24-001	Sample Rd. Bridge Replacement	Construction	\$5,252,680	No
18	Coral Springs	CORA-23-001	Royal Palm Blvd. Mobility Improvements	Design	\$2,250,000	No
19	Hollywood	HOLL-22-002	Taft St. Traffic Capacity Improvement Project	Design	\$1,839,200	No
20	Southwest Ranches	SWRA-24-001	Griffin Rd. Widening from US 27 to SW 184th Ave.	Design	\$1,475,000	No
21	Weston	WEST-312	South Post Rd. Roadway Improvements	Construction	\$10,851,452	Yes
22	Pembroke Pines	PPIN-034	Widening Stirling Rd. from SW 196th to US 27	Design	\$1,028,897	No
23	Pembroke Pines	PPIN-033	Widening Sheridan St. from SW 193rd Ave. to US 27	Design	\$1,273,873	No
24	Lighthouse Point	LHP-24-002	NE 31st Ct. Bridge Replacement	Construction	\$4,369,407	No
25	Coconut Creek	COCO-23-003	Banks Rd.	Construction	\$4,939,138	No
26	Hollywood	HOLL-23-001	Johnson St. Bridge Replacement Project	Construction	\$3,043,328	No
27	Davie	DAVI-007	Orange Dr. Corridor Enhancements	Design	\$324,325	No
28	Davie	DAVI-24-001	SW 61 Ave. Bridge and Roadway Improvements	Construction	\$3,681,650	No
29	Hallandale Beach	HALL-014	NW 3rd St. Extension Project	Design	\$300,000	No
30	Coral Springs	CORA-24-001	Everglades Memorial Loop Pedestrian and Bicycle Bridge	Design	\$732,921	No
31	Southwest Ranches	SWRA-22-004	Dykes Rd. Roadway Capacity and Drainage Improvements	Design	\$975,000	No
32	Tamarac	TAMA-525	NW 94th Ave. Improvements	Construction	\$874,129	No
33	Hallandale Beach	HALL-001N	Atlantic Shores Blvd. Roadway Improvements	Construction	\$7,951,572	No
34	Deerfield Beach	DEER-23-002	NE 3 Ave. from Sample Rd. to NW 48th St.	Construction	\$2,170,379	No
35	West Park	WPRK-22-022	SW 52 Ave. Traffic Calming Complete Street Improvement	Construction	\$1,024,261	No
36	Sunrise	SUNR-22-004	NW 94th Ave./NW 42nd St./NW 50th St. Traffic Calming Project	Design	\$921,792	No
37	West Park	WPRK-011	Neighborhood Traffic Calming Improvement Area B	Construction	\$3,635,675	No
38	Deerfield Beach	DEER-23-003	NW Eller St. from Federal Highway to NW 3rd Ave. Improvements	Construction	\$9,988,314	No
39	Hallandale Beach	HALL-008	Diana Dr. Complete Street Project	Design	\$204,626	No

# RANKED PROJECTS

Rank	Municipality	Project ID	Project Name	Phase Requested	Amount Requested	Previous Phase In Five-Year Plan
40	Parkland	PARK-22-001	Parkside Dr. Improvements	Construction	\$5,686,365	No
41	Fort Lauderdale	FORT-22-007	Breakers Ave. Traffic Calming Implementation	Construction	\$10,600,000	No
42	Sunrise	SUNR-22-002	Springtree Dr. Traffic Calming Project	Design	\$649,914	No
43	Pompano Beach	POMP-24-001	US-1 and NE 14th St. Stormwater Improvements	Construction	\$7,282,000	No
44	Tamarac	TAMA-22-003	Woodlands Blvd. Roadway Improvements	Construction	\$767,888	No
45	Sunrise	SUNR-22-001	Springtree Lakes Dr. Traffic Calming Project	Design	\$786,863	No
46	Coconut Creek	COCO-24-001	MainStreet Roundabout NW 54th Ave. & NW 40th St.	Construction	\$2,508,977	No
47	Parkland	PARK-22-002	University Dr. in Parkland	Construction	\$9,094,025	No
48	Wilton Manors	WILT-22-002	NE 21 Ct. and NE 5th Ave. Traffic Calming Design	Design	\$75,000	No
49	Coral Springs	CORA-24-002	Everglades Memorial Loop Segment 5	Design	\$380,250	No
50	Cooper City	COOP-551	Hiatus Rd. Roadway Improvement Plan	Design	\$142,750	No
51	Pompano Beach	POMP-24-003	NW 22nd St. Stormwater Improvements	Construction	\$922,000	No
52	Pompano Beach	POMP-24-002	US-1 and SE 15th St. Stormwater Improvements	Construction	\$3,075,000	No
53	Plantation	PLAN-506	Plantation Midtown Bridge	Construction	\$10,397,770	No
54	Plantation	PLAN-24-001	Citywide Sidewalk Project	Construction	\$1,285,560	No
55	Plantation	PLAN-22-001	Traffic Calming - NW 46th Ave. & NW 5th St.	Construction	\$1,500,000	No
56	Lauderdale-by-the-Sea	LSEA-24-002	Neighborhood Traffic Calming - Bel Air and South Silver Shores	Design	\$250,000	No

## FUNDING REQUEST BY PHASE



95% of eligible projects include multimodal improvements.

76% of municipalities in Broward County submitted an eligible project.

## FUNDING SUMMARY

**\$195.7M** TOTAL FUNDING REQUEST

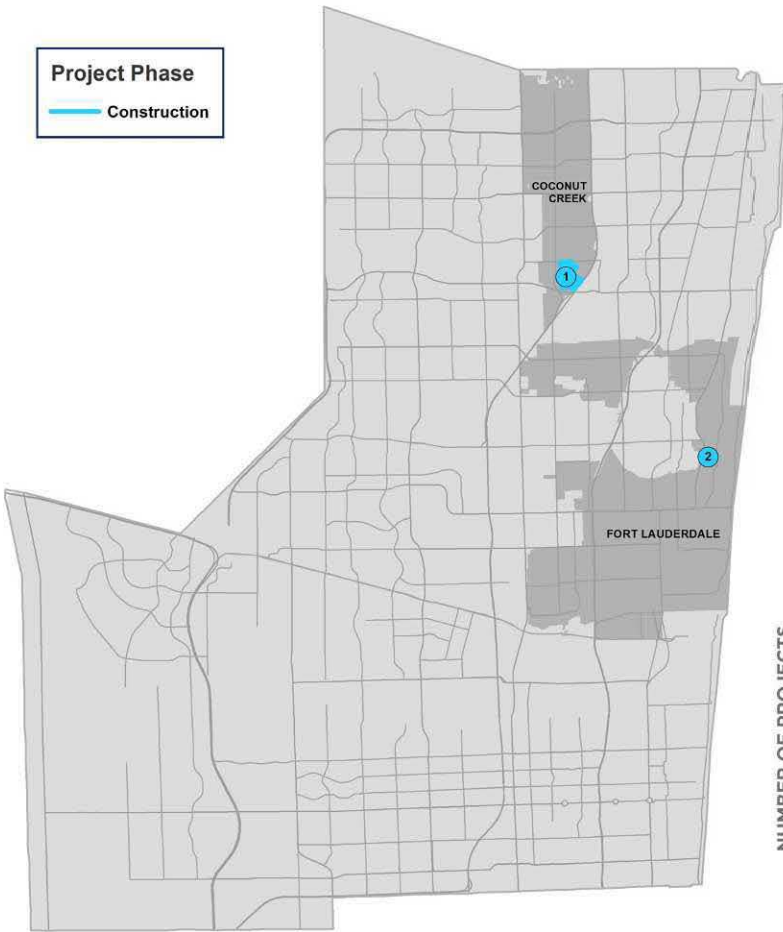
**\$30.0M** AVAILABLE MINIMUM ANNUAL GUARANTEE (MAG)

Percentage of the total request that the MAG may fund

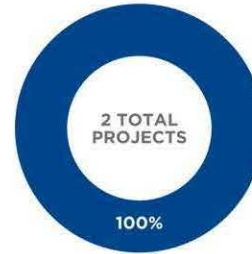
**15%**



# RECOMMENDED PROJECTS



PERCENTAGE OF PROJECTS IN FIVE-YEAR PLAN



PERCENTAGE OF MAG FUNDING FOR PROJECTS IN FIVE-YEAR PLAN



■ IN FIVE-YEAR PLAN

PROJECTS BY MUNICIPALITY AND PHASE



Rank	Municipality	Project ID	Project Name	Phase Requested	Previous Phase in Five-Year Plan	Amount Recommended <sup>1</sup>
1	Coconut Creek	COCO-23-007	South Creek Neighborhood Improvements	Construction	Yes	\$14,745,559
2	Fort Lauderdale	FORT-23-001	NE 26th St. Mobility Project	Construction	Yes	\$9,677,609

<sup>1</sup> The actual amount of surtax funding an MCP is eligible to receive is determined by future reviews conducted by Broward County staff. The amount requested may not match the amount included in the Project Funding Agreement (PFA) for that phase, or subsequent phases, of the project.

<sup>2</sup> Minimum Annual Guarantee (MAG): County's funding commitment to utilizing at least ten percent (10%) of the Transportation Surtax Proceeds received by the County each Fiscal Year to fund, collectively, Community Shuttle Service, Municipal Capital Project (MCPs), Municipal R&M Projects, and Municipal Project Contingency, pursuant to the terms and conditions of the Second Amendment.

<b>Total</b>	<b>\$24,423,168</b>
<b>Available MAG<sup>2</sup></b>	<b>\$29,957,440</b>
<b>Remaining MAG</b>	<b>\$5,534,273</b>

# RECOMMENDED PROJECTS

## DEVELOPMENT STATUS OF HIGHEST RANKED PROJECTS

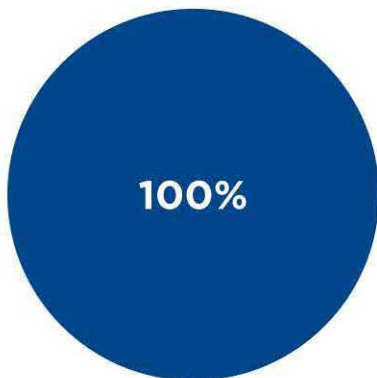


Both recommended projects have a previous phase in the Five-Year Plan.

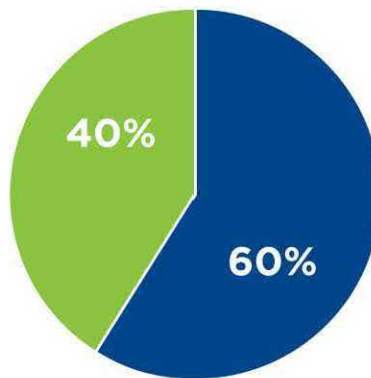
The highest ranked project requested the highest amount of surtax funding.

## IMPACTS OF THE HIGHEST RANKED PROJECTS

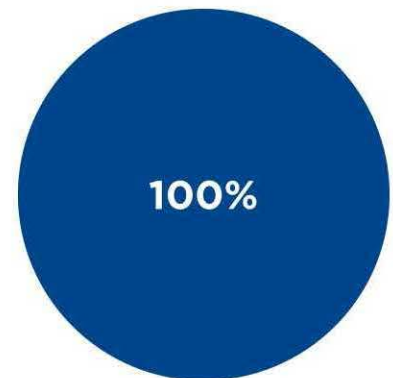
PROJECT FUNDING FOR MULTIMODAL IMPROVEMENTS



PROJECT FUNDING IN A PUBLIC SCHOOL ZONE



PROJECT FUNDING ON ROADWAYS IDENTIFIED BY FEMA AS "HIGH RISK" FOR FLOODING



■ YES    ■ NO





# Commission Memo 24-096 2024 MAP Project Application Rankings and MPO Recommendations for Broward County Surtax


Final Audit Report

2024-07-31


Created:	2024-07-31
By:	Gina Rizzuti-Smith (GRizzuti-Smith@fortlauderdale.gov)
Status:	Signed
Transaction ID:	CBJCHBCAABAAgGklpPOJCFXUnFICCAqdVxPeeD4A7iEa


## "Commission Memo 24-096 2024 MAP Project Application Rankings and MPO Recommendations for Broward County Surtax" History

 Document created by Gina Rizzuti-Smith (GRizzuti-Smith@fortlauderdale.gov)  
2024-07-31 - 1:55:33 PM GMT

 Document emailed to Susan Grant (SuGrant@fortlauderdale.gov) for signature  
2024-07-31 - 1:55:41 PM GMT

 Email viewed by Susan Grant (SuGrant@fortlauderdale.gov)  
2024-07-31 - 3:25:20 PM GMT

 Document e-signed by Susan Grant (SuGrant@fortlauderdale.gov)  
Signature Date: 2024-07-31 - 3:30:15 PM GMT - Time Source: server

 Agreement completed.  
2024-07-31 - 3:30:15 PM GMT

